


Review

A review of the knowledge base for the development of natural ingredients value chains for a sustainable biobased economy in Colombia

Ricardo Vargas-Carpintero¹  · Felipe Romero-Perdomo^{2,3}  · Juan F. Martínez⁴ · Iris Lewandowski¹ 

Received: 17 May 2023 / Accepted: 19 July 2023

Published online: 03 August 2023

© The Author(s) 2023, corrected publication 2023  Published online: 3 August 2023

Abstract

Natural ingredients (NIs) from plant biodiversity represent a value creation strategy in the transition to a sustainable biobased economy, especially in biodiversity rich countries. A necessary action to achieve this purpose is to orientate research and strengthen the knowledge base of NIs following a value chain (VC) approach. Although the promotion of NIVCs has gained increasing attention in the bioeconomy, a description of the scientific progress, research advances and gaps towards their development is necessary. This review aimed to scrutinize the existing literature on NIVCs to determine its state of progress. Firstly, we explored the global diffusion of research on natural plant ingredients. Secondly, we examined the research landscape in Colombia, focusing on the cooperation between countries, economic sectors impacted, and plant species reported. Lastly, we selected the most reported plant species as a promising NI source in Colombia to assess the literature that constitute the knowledge base of this plant in relation to the VC building blocks: biomass production, biomass processing, product development, and transversal aspects such as sustainability and governance. We show that research on NIs has risen worldwide, with notable scientific output from China, India, and the United States. In Colombia, the interest in NIs from plant biodiversity has also gained importance in the research agenda. Its progress is based on extensive collaboration between institutions, mainly from Spain, the United States, and Brazil. Its research prospects include diverse applications in the pharmaceutical and food sectors. We identify *Lippia origanoides* as the most reported native plant in scientific literature in Colombia. Using this plant as case study, we provide an overview of the knowledge base of *L. origanoides* in relation to the VC. Our results indicate that most publications focus on product development, suggesting a lack of comprehensive coverage of the VC and potentially neglected aspects. Based on this, we describe the current and desired scenario of *L. origanoides* VCs, as well as needs and opportunities for their sustainable implementation in Colombia. This contributes to build research and development roadmaps of sustainable NIVCs from plant diversity supported by multi-stakeholder collaboration.

Keywords Biobased value chain · Natural capital · Biodiversity · Bioeconomy · *Lippia origanoides* · Multi-disciplinary research · Sustainability · Governance

Supplementary Information The online version contains supplementary material available at <https://doi.org/10.1007/s43621-023-00150-w>.

✉ Ricardo Vargas-Carpintero, ricardo.vargas@uni-hohenheim.de | ¹Department of Biobased Resources in the Bioeconomy, University of Hohenheim, 70599 Stuttgart, Germany. ²Corporación Colombiana de Investigación Agropecuaria, AGROSAVIA, Mosquera, Cundinamarca, Colombia. ³Departamento de Ciencias Básicas, Facultad de Ingeniería, Universidad EAN, Calle 79 No 11-45, Bogotá, Colombia. ⁴Ministerio de Ciencia, Tecnología e Innovación de Colombia, Avenida Calle 26 No. 57–83, Bogotá, Colombia.

Discover Sustainability (2023) 4:33 | <https://doi.org/10.1007/s43621-023-00150-w>

1 Introduction

Biodiversity has intrinsically driven human well-being through the delivery of ecosystem services [1]. Its definition encompasses the variety and complexity among living organisms, including DNA, genes, the proteome, and the metabolome, and their interaction with ecological systems [2]. Biodiversity studies have always been associated with different areas of knowledge due to the plural values of biodiversity, and they have been the focus of the Bioeconomy (BE), particularly from a resource use perspective [3]. BE is a term that is booming globally and refers to all economic activities derived from biological resources, including related knowledge, science, technology, and innovation to provide information, products, processes, and services towards sustainable development [4]. The BE contributes to improving knowledge on biodiversity, conserving or restoring habitats, increasing social participation, and potentially helping to move towards a truly sustainable use of nature [5]. In highly biodiverse regions, the relationship between sustainable use of biodiversity and BE has become evident in research and policy agendas [6]. For example, the promotion of the BE using biodiversity resources for innovative natural products is one of the lines of action that receives increasing support in the Latin American and Caribbean regions [3].

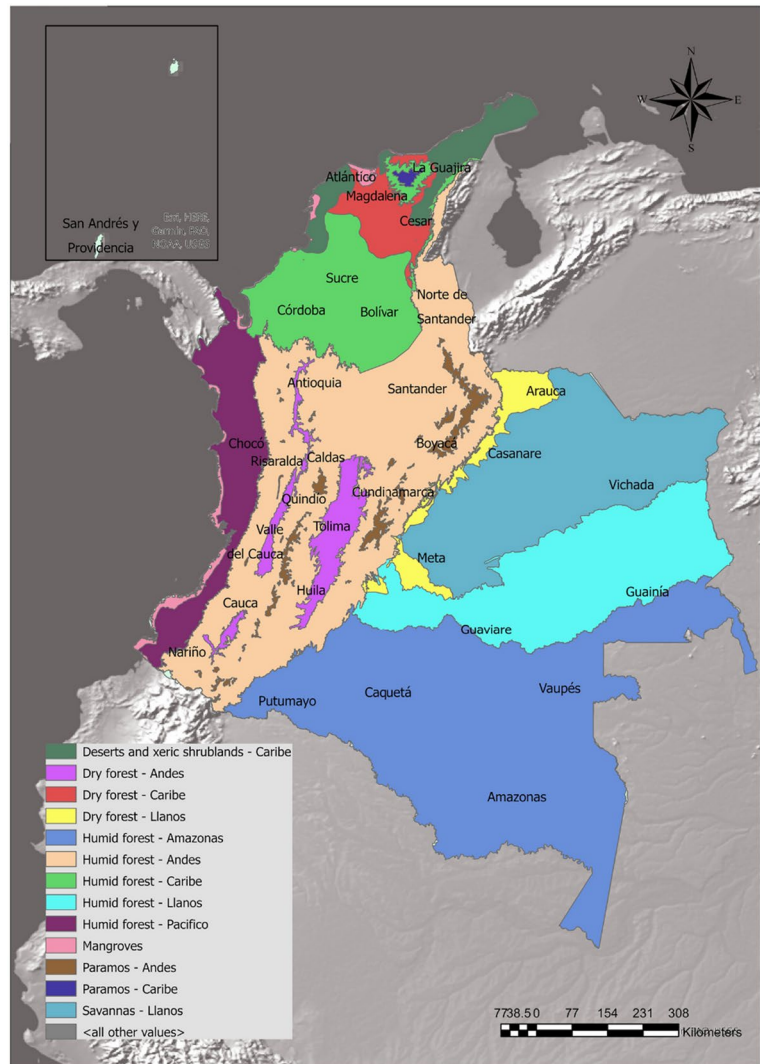
Natural ingredients (NIs) provide a biodiversity-based BE opportunity. NIs, also called bio-ingredients or natural products, are any ingredient whose starting material originates from plants, minerals, microbes, or animals, as well as biological industry by-products [5, 7]. These have been used for food supplements, medicinal chemistry, pharmaceuticals, agrochemicals, fragrances, and cosmetics, and consequently have attracted growing interest in scientific communities that bridge research with industry [8]. The global market for NIs in natural cosmetics, phytotherapeutic products, and functional foods exceeds 43 billion dollars [9, 10]. The special attention paid to NIs has been triggered mainly by health and environmental issues [11]. In health, NIs exert functional properties in food products such as antidiabetic, anticancer, antiobesity, antioxidant, and antimicrobial properties [12]. For the environment, NIs based on renewable resources could contribute to close material and energy cycles and substitute minerals and chemicals [13]. NIs are also particularly interesting as a valorization strategy for biomass from novel plants, established crops, and residues by taking advantage of natural properties and extracting targeted constituents to produce specialty products [14].

Value chains (VCs) have the potential to promote bioproducts [15], such as NIs. A VC consists of actors' relations and a set of interlinked activities related to the primary production of biobased resources, the technological conversion to higher-value goods, commercialization, and use [16]. VCs rely on a knowledge base for their development and sustainable performance [17], where multiple social, cultural, environmental, economic, institutional and technological aspects converge [18]. The establishment of NIVCs encompasses bioprospecting, biofunctionality analysis, and product formulation, as well as production processes in the upstream and downstream (e.g., isolation, extraction, and separation) [7]. In addition, it includes the primary production of biomass, sustainability analysis, VC actors' relations, and governance [19, 20]. Studies from a VC perspective break with the paradigm of individual and isolated scientific fields that do not allow elucidating the preparedness and suitability of novel bioresources, such as NIs.

Colombia's BE mission focuses research efforts on bioprospecting and the development of NIVCs as strategies for the use of biodiversity from a material perspective [21, 22]. This mission is supported by national policies and programs such as the "Green Growth Policy" and the "Colombia BIO Program" [23]. Colombia has a comparative advantage over other countries as it is the second most biodiverse country in the world, which allows it to see biological resources as a key asset to change its productive matrix [24]. Colombia's rich biodiversity accounts for more than 28,900 reported plant species [25] (37,290 including non-vascular plants [26]) of which around 26% are reported to have human uses and socio-economic importance [25, 27]. Most of these plants, distributed across all bioregions and ecosystems of Colombia [28, 29] (Fig. 1), are locally marketed sources of food and medicine, such as Annatto (*Bixa orellana*) and Sauco (*Sambucus peruviana*) [30]. Strengthening competitiveness of NIVCs is among main goals of BE-oriented efforts between the government, academia, and the private sector in Colombia [31]. While NIVCs have recently gained interest in Colombia, there are few systematic efforts that critically document the state of the art of the research, thus limiting the identification of barriers, needs, and projections. Actions in Colombia could be implemented in another country rich in biodiversity with similar characteristics in terms of capacities and context conditions [29].

To move this field of study forward, we conducted a literature review to assess the knowledge base of NIs in Colombia for the development of VCs through a case study. The literature review was carried out in three steps, from the general to the particular. Firstly, the world literature reported in peer-reviewed journals on NIs was compiled and analyzed bibliometrically. Secondly, research on NIs associated with Colombia was characterized by international cooperation, impacted economic sectors, and informed plant species. Finally, the assessment of the literature of the most reported plant species as

Fig. 1 Bioregions of Colombia
(Gori et al. [28]) (CC BY 4.0)



novel sources of NIs was carried out by associating the findings of the publications to the VC's phases, from biomass production to end products, including sustainability and governance as transversal aspects. In that vein, insights were compiled, gaps were identified, and recommendations were proposed to provide an overview of its progress status and drive tangible actions. This work can be used as an interdisciplinary reference for BEs in countries rich in biodiversity and represents a call to promote the development of knowledge-based VCs for the sustainable production of NIs.

2 Materials and methods

2.1 Global bibliometric analysis

A search of the publications on NIs reported between 2010 and 2020 was performed on May 20, 2021. The types of documents defined for the investigations included journal articles, books, book chapters, and conference articles. The Scopus index was selected as the data repository to search for documents because it provided a larger collection of this topic of scientific literature compared to the Web of Science. The search scope was "topic," which included the title, abstract, and keywords. Boolean operators (OR and AND), the truncation symbol (*), and the proximity operator ("") were used to facilitate and enable the selection of the investigations of interest. The terms used in the search strategy are proxies to the topic of study and were defined based on synonyms for NIs and biomass sources to focus the search particularly on vegetal biomass (dedicated crops—novel and conventional—, crop residues, non-domesticated plants) and applications

Table 1 Definition of the search equation applied in the Scopus database on NIs between 2010 to 2020

Parts of the search equation	Keywords and Boolean operators
Synonyms to NIs	("natural ingredient*" OR "plant extract*" OR "natural product*" OR "bioactiv*" OR "natural colorant*" OR "vegetable oil*" OR "plant metabolite*" OR "biopros*" OR "ethnobot*" OR "traditional use*" OR "essential oil*") AND
Sources of obtaining	("agr*" OR "forest*" OR "herb*" OR "biodivers*" OR "plant*") AND
Economic sectors impacted	("agr*" OR "cosmet*" OR "pharma*" OR "chemistr*" OR "food*" OR "medicin*" OR "fiber*" OR "fibre*" OR "therapeutic*" OR "bioeconom*" OR "biobased econom*" OR "bio-based econom*" OR "industr*" OR "nutraceut*") AND NOT
Topics excluded: renewable energy	("bio-ene*" OR "bioener*" OR "renewable ener*")

in economic sectors (Table 1). NIs represent a valorization strategy for biomass related to its material use. Therefore, renewable energy was excluded from the search with the aim of retrieving literature related to NIs and biobased products. The parameters provided by the Scopus database were: (i) number of publications per year; (ii) number of publications per country; (iii) number of publications per subject area in each year; and iv) number of publications per subject area in each country. The bibliometric analysis was performed using the results obtained from Scopus and the VOSviewer 1.6.14 software (University of Leiden, The Netherlands). The graphs were made using Prism 8 software (Graphpad, USA).

2.2 Data synthesis and analysis for Colombia

To study the literature related to Colombia, the publications were filtered both by country and by the keyword "colombia*", which was added to the search equation. A three-tiered and iterative classification process was developed for screening the retrieved publications. The first classification grouped publications into two categories: experimental and review or explorative articles. Explorative literature refers to ethnobotanical studies with valuable information for bioprospecting and key insights from traditional knowledge. As this work is oriented to assess the knowledge base in the context of NIVCs, only experimental publications that provide in-depth and technical data were selected for further analysis. A network analysis was carried out to identify the cooperation of countries with Colombia based on co-authorship. Using the VOSviewer 1.6.14 software package (University of Leiden, The Netherlands), the list of countries was filtered to a minimum of five publications. VOSviewer generated the network visualization map of country co-authorship, with countries clustered.

The second classification process was performed based on the plant species reported. The plant species were screened, listed, and characterized in their attribute of origin using the 'Catalogue of Plants and Lichens of Colombia' [32]. Non-reported plant species in this catalogue were further searched on the platform 'Global Biodiversity Information Facility' [33]. Plant species were classified as native, native and endemic, and native and cultivated to strengthen the focus on Colombian biodiversity. Those plants that were classified as naturalized, adventitious or non-native cultivated according to the consulted databases were excluded from further analysis. Consecutively, a ranking of the most investigated species was generated based on the frequency in the publication sample. Plants' applications to industrial sectors were assigned according to the information from the corresponding studies.

2.3 Value chain's knowledge base assessment of the most reported plant species

The plant species with the largest number of publications was selected as a case study for the assessment of the knowledge base of NIVCs in Colombia. A complementary search of publications reported up to the year 2020 in Scopus was carried out, using both the selected plant species and Colombia as keywords. Moreover, an exhaustive search of grey literature was carried out, including (i) government reports and other official documents; (ii) reports of national and international non-governmental organizations; and (iii) conference papers, technical notes, memories of seminars, and other scholarly publications that are not indexed in the peer-reviewed journals.

All the literature obtained was classified along four main building blocks or phases of biomass-based VCs: (i) biomass production, (ii) biomass processing, (iii) product development, and (iv) transversal aspects [20, 34–37]. Applied knowledge

on biomass production embraces aspects related to germination, plant propagation, and agronomic management, supported by fundamental knowledge on species biology, phytochemistry, botanical aspects, plant ecology, and taxonomy. Knowledge on biomass processing covers the conversion into targeted intermediate or end products, including post-harvest and processing technologies. Knowledge of product development includes the identification of specific applications according to plant properties, quality, and product formulation. The transversal aspects include applied knowledge on sustainability performance as well as VC management, logistics, financing, actors, and governance. The classification was based on the publication's main focus by considering the actual content of the title, abstracts, and conclusions. In addition, a compilation of its content was described to analyze knowledge gaps, challenges, recommendations, and future research directions.

3 Results and discussion

3.1 Annual publications trend, documents by country, and subject areas

To study global trends in research on NIs, a bibliometric-based analysis of the publications reported between 2010 and 2020 around the world was performed. A database of 153,818 publications was obtained, which was mainly composed of research articles (85.8%) and review articles (9.1%). Overall, the publication trend was upward (Fig. 2-a), with an average annual increase of 6%. This indicates that research on NIs is receiving increasing attention. Various aspects promote interest in NIs. The global rise of the BE, for instance, in the political context has intensified efforts to expand knowledge in diversifying biobased products from biodiversity [38].

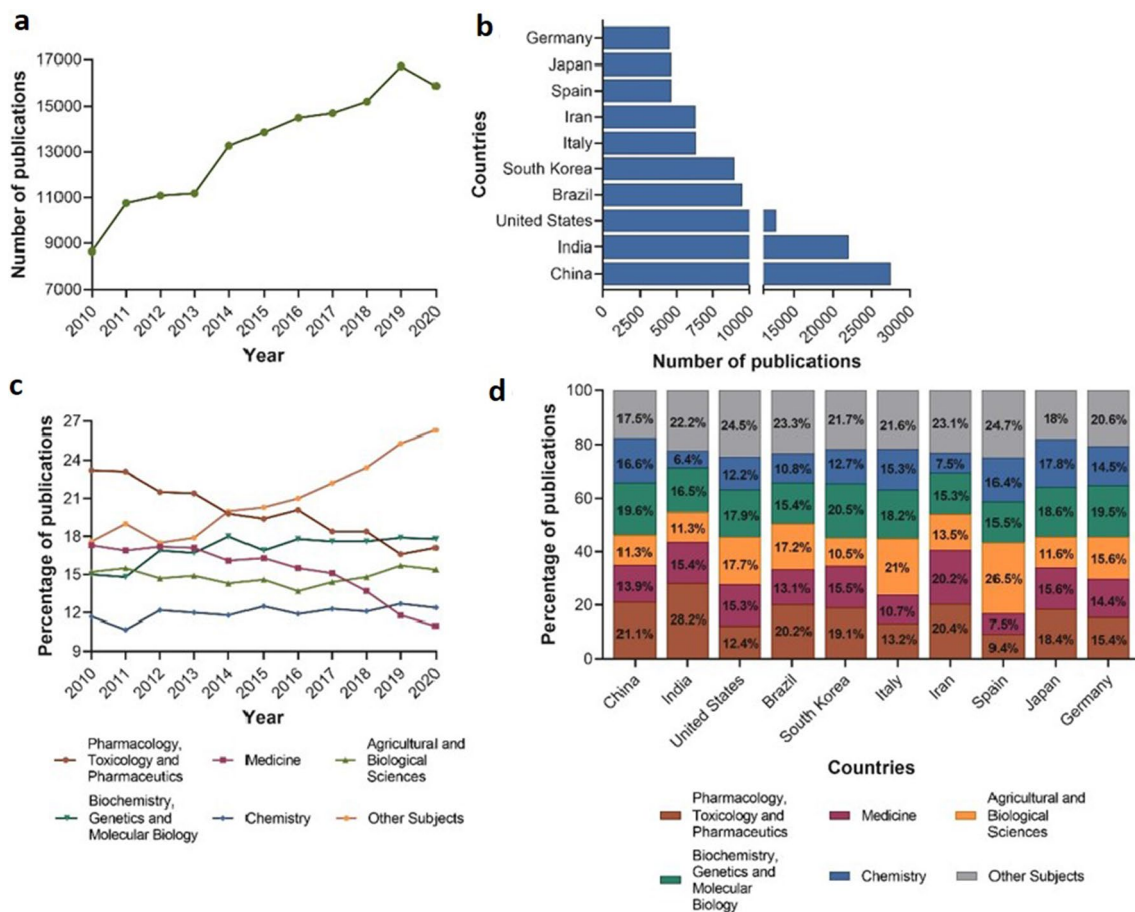


Fig. 2 Global overview of the dissemination of knowledge about NIs between 2010 and 2020. **a** Number of documents published each year. **b** Top 10 countries or territories with the most publications. **c** Annual percentage of publications by subject area. **d** Percentage of publications by thematic area in the top 10 countries

The bibliometric analysis showed the countries with the largest production of research publications in their respective subject areas. China leads the production of publications on NIs with 28,390 (Fig. 2b). India was ranked second with 22,670 documents, showing a considerable advantage over the United States (US), located in third place with 13,323 documents. Then, there were Brazil (10,003), South Korea (9206), Italy (6655), Iran (6561), Spain (4910), Japan (4768), and Germany (4761). This indicates that Asia led scientific production, followed by Europe and America. Asia has always been outstanding for its rich biodiversity and still has enormous potential to develop biobased products with NIs, mainly based on traditional medicine [39]. The prominence of Africa and Oceania is very scanty. Therefore, there is a need to develop research projects in these regions promoted by their governments and research institutions with a focus on the potential of biodiversity for a sustainable environment.

According to our study, the top five subject areas associated with NI research were: (i) biochemistry, genetics, and molecular biology; (ii) pharmacology, toxicology, and pharmacy; (iii) agriculture and biological sciences; (iv) chemistry; and (v) medicine (Fig. 2c). The category 'other subjects' consisted of more than five areas that presented percentages of publications much lower than the first five already mentioned. These areas were immunology and microbiology, nursing, earth and planetary sciences, mathematics, and multidisciplinary. Studies associated with environmental, social, and economic issues are possibly included in the multidisciplinary area, showing scarce prominence. Surprisingly, publication productivity showed contrasting trends across all subject areas. Both pharmacology, toxicology, pharmacy, and medicine were the only subject areas that showed a decrease over time (30%). The other three subject areas showed a similar number of publications each year.

The subject areas in the top ten countries with the largest documentary production were also analyzed (Figs. 1–d). South Korea is the country with the most research carried out in biochemistry, genetics, and molecular biology with 20.5%; India in pharmacology, toxicology, and pharmacy with 28.2%; Spain in agriculture and biological sciences with 26.5%; Japan in chemistry with 17.8%; and Iran in medicine with 20.2%. Finally, Spain was the country with the most research in the group of "other subjects," with 24.7%.

Research led by South Korea has been influential in the biological synthesis of phytochemicals, mainly silver nanoparticles, for the prevention and therapy of cancer, obesity, diabetes, and Alzheimer's. *Panax ginseng*, *Humulus japonicus*, *Scutellaria baicalensis*, *Cirsium setidens*, and *Schisandra chinensis* are the most studied plants [40–42]. India's focus is the application of novel drug delivery systems for herbal formulations such as *Curcuma longa*, *Withania somnifera*, *Bacopa monnieri*, *Aegle marmelos*, and *Ocimum sanctum*. Studies in cardiotoxicity, nephrotoxicity, Parkinson's disease, and atherosclerosis have been carried out [43–45].

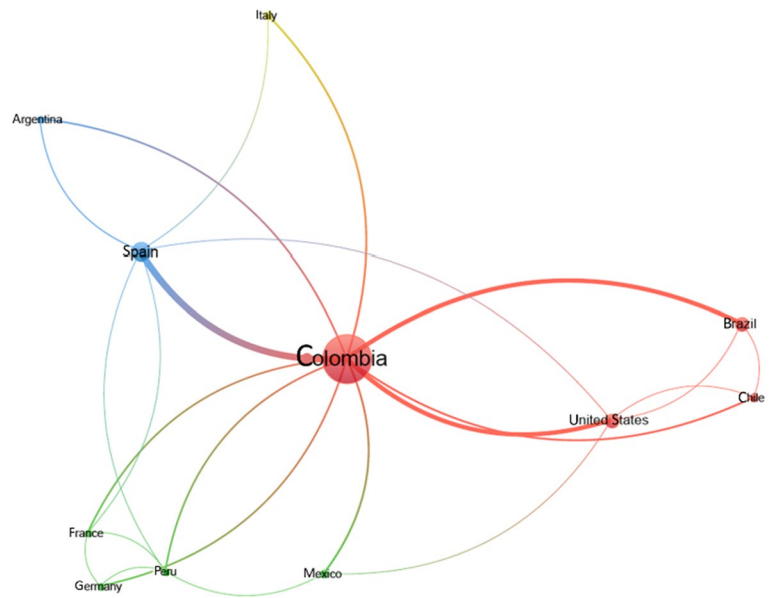
In Spain, researchers work primarily on applications and new opportunities for bioactive compounds in the food industry. One of its most recent investigated approaches is the extraction of carotenoids, polyphenols, dietary fibers, vitamins, enzymes, and oils from fruit and vegetable waste [46–48]. Finally, Japan mainly leads the advancement of chemical extraction techniques used for botanical products in industrial uses and optimization strategies. For instance, the isolation of cellulose nanocrystals. Japan is also promoting modern plant metabolomics for natural product gene discovery [49, 50].

All the countries mentioned above that stand out in research on NIs have promoted BE strategies and policies, except Iran [51]. The US, Italy, Spain, Japan, and Germany have a dedicated BE strategy. China, India, Brazil, and South Korea have a BE-related strategy [52]. Although some of these countries differ in the scope of their BE actions, NIs do not represent a specific focus in any country. This does not mean that NIs are undervalued, but rather that these were included as a diversification strategy of plants' uses to increase their contribution to gross domestic product. In contrast, Costa Rica, France, Ireland, Malaysia, Norway, and Thailand have proposed specific efforts for NIs in their BE plans [53]. For instance, one of Malaysia's agricultural focuses is the production of high-value NI biobased fragrances, bioflavors, and functional foods [54]. Likewise, Costa Rica has promoted new rural agro-industries through NIVCs to enhance local resources [55].

3.2 Natural ingredients research in Colombia: an overview

We next sought to explore NI research in Colombia. In the database obtained, 689 documents (0.45% of publications worldwide) associated with Colombia between 2010 and 2020 were found. This set of scientific publications was classified by type of document into explorative and review (41.3%) and experimental studies (58.6%). For the following analysis steps, we focus on the experimental studies. The first feature that characterized the literature was the cooperation between countries, measured by the co-occurrence parameter based on co-authorship and authors' affiliations [56]. Cooperation in research can be analyzed using bibliometrics and is key to strengthening alliances and formulating future projects [57]. Colombia has conducted research on NIs with 11 countries. The most prominent are Spain, Brazil,

Fig. 3 Cooperation of countries with Colombia in research on NIs in research on NIs. The size of each node reflects the quantity of publications in co-authorship. The thickness of each link indicates the strength of the collaboration. Clusters are color-coded



and the United States (Fig. 3). The countries were distributed in four clusters, which were differentiated by colors. The first group included Brazil, Chile, the United States, and Colombia. The second is France, Germany, Mexico, and Peru. The third is Argentina and Spain, and the fourth is Italy. Cooperation with Spain has promoted work with various bioactive compounds from the asai fruit, cocoa extracts, and lettuce by-products [58–60]. Advances include a comprehensive database of carotenoid content in Ibero-American foods and the bioprospection of *Piperaceae* species in Choco (Colombia) to obtain essential oils (EO) [61, 62]. Collaboration with Brazil comprises studies on pharmacogenetics and ethnomedicine, herbal medicine, cardiovascular disorders, and psychiatric disorders [63, 64]. The synthesis, characterization, and application of biobased active food packaging have also been studied [65]. Additionally, the properties of *Baccharis trinervis*, *Lippia origanoides*, and *Echinacea* plants have been investigated [66–68]. Joint research with the United States has leveraged scientific advancement in mint, passion flowers, and African oil palm. Improvements of mint cultivars for

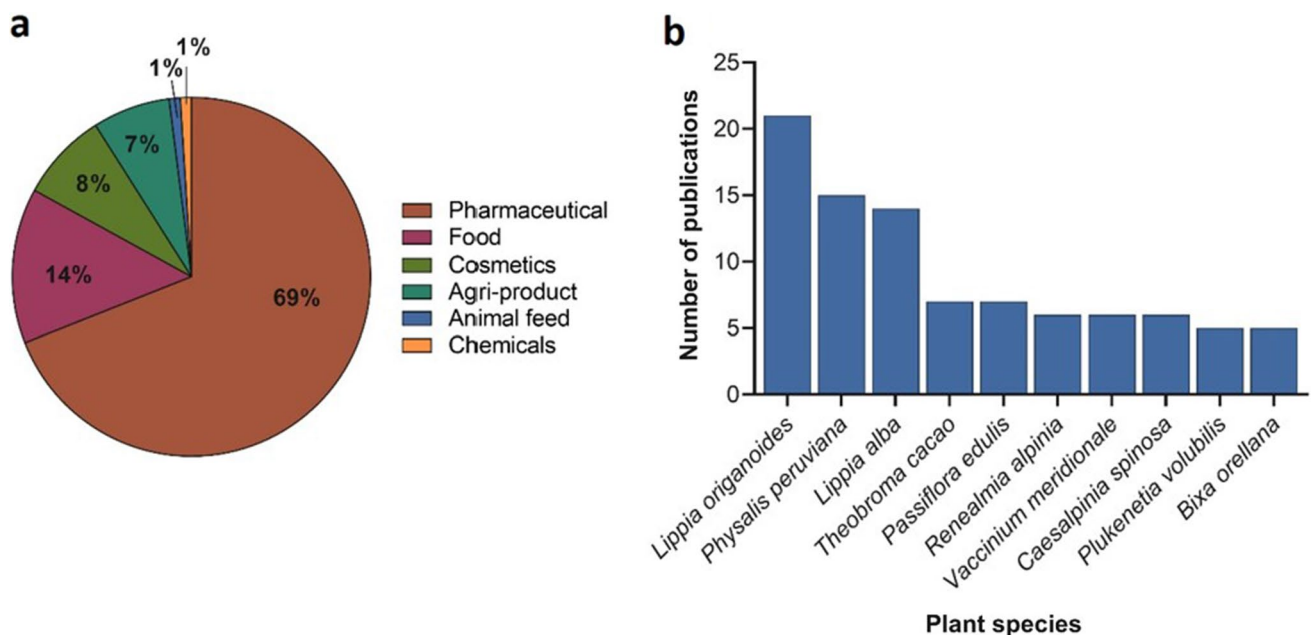


Fig. 4 Research overview on NIs in Colombia. **a** Percentage of applications in industrial sectors of NIs reported in publications. **b** Most reported plant species

germplasm banks and the modeling of influential factors of peppermint EO composition and yield have been documented [69, 70]. Evidence on the ability of polyphenol extracts from passion fruit to mitigate intestinal barrier dysfunction has been published [71]. Oil-palm-based biorefinery concepts and sustainability strategies for oil palm cultivation have been addressed [72, 73].

The second assessed feature aimed to elucidate the targeted industrial sectors and was based on those publications focused on plants from Colombian biodiversity (n=267). We noted that the pharmaceutical sector is the most impacted, followed by the food sector (Fig. 4-a). These two sectors represented more than 80% of the studies. The cosmetics and agri-products sector accounted for 15%, and the remaining sectors reported were animal feed, chemicals, and energy. The orientation to the pharmaceutical sector is based on the bioprospecting of plants with attributes such as antifungal, neuroprotective, anti-toxoplasmic, and antiparasitic properties [74–76]. Plant derivatives against psychiatric disorders, snakebites, malaria, Chagas disease, and leishmaniasis are reported [77–79]. Furthermore, efforts in microencapsulation for the release of bioactives have spread, including bioactive compounds from cactus acid fruits and papaya [80, 81]. The food sector presented trends in antimicrobial food packaging systems, nanoemulsions, and functional foods [65, 82]. There has also been a growing interest in green cosmetics and the potential of agro-industrial by-products. Numerous plant species have been analyzed for properties such as UV-filtering, UV-absorbing, bleaching, skin-protecting, and antioxidant action to promote the cosmetic use of plant biodiversity [83]. The antioxidant capacity and bioactive compounds of coffee pulp, as well as natural pigments from the coffee exocarp, have been studied [84, 85]. The mango seed has been investigated for its high protein content with all the essential amino acids, lipids rich in unsaturated fatty acids, and high antioxidant capacity of seed extracts [86]. Further topics include the biological production of bee-pollen-based food [87, 88].

The third step was to determine the most studied plant species in the sample of literature. We found that *Lippia origanoides* is the most reported plant species associated with NIs in Colombia, with 21 publications (Fig. 4b). This observation supports the fact that *L. origanoides* has stood out for more than 20 years as one of the most studied

Table 2 Potential applications of *L. origanoides*, *P. peruviana*, and *L. alba* plants

Plant species	Potential uses	References
<i>Lippia origanoides</i> (‘Oregano cimarrón’)	Animal dietary supplement	[89]
	Antibacterial	[90]
	Anthelmintic	[91]
	Insecticidal	[92]
	Larvicidal	[93]
	Antiseptic, Antimicrobial antinociceptive activity	[94]
<i>Physalis peruviana</i> (Goldenberry, ‘Uchuva’)	Anti-inflammatory	[95]
	Anti-adipogenic	[96]
	Anti-inflammatory	[97]
	Anti-cancerigen	[98]
	Antioxidant	[99]
<i>Lippia alba</i> (Bushy matgrass, ‘Prontoalivio’)	Anti-hepatotoxic; Anti-inflammatory, Anti-hepatoma	[99]
	Insect repellent	[100]
	Deep anesthesia in fish	[101]
	Antiviral	[102]
	Antibacterial	[103]
	Anthelmintic	[104]
	Antifungal	[105]
	Anticonvulsant, sedative, analgesic, bronchodilator	[94]
	Antioxidant, anti-inflammatory	
	Bactericide and fungicide	[106]
	Antibacterial and antifungal	[107]
Antioxidant, antimicrobial insecticide, acaricide,	[108]	
Neurosedative, analgesic		
Therapeutic potential for treatment of non-communicable diseases (NCD) and cardiovascular conditions	[109]	

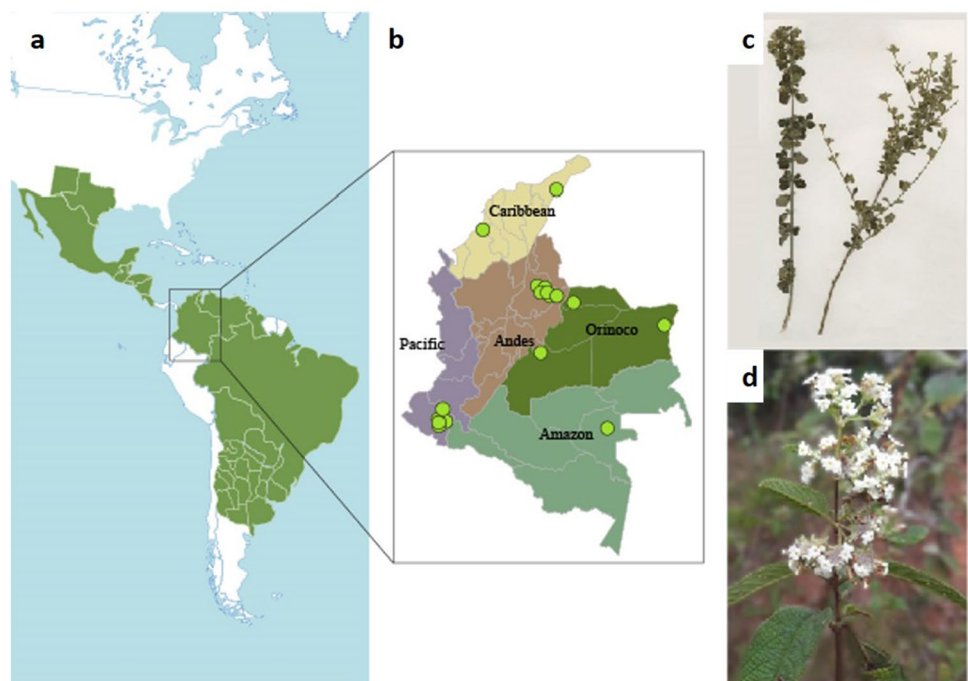
plant species in Colombia [37]. *Physalis peruviana* and *Lippia alba* occupy the second and third places with 15 and 14 publications, respectively. *Theobroma cacao* and *Passiflora edulis* showed 7 publications, followed by a set of plant species with the lower number of publications. Potential applications of *L. organoides*, *P. peruviana*, and *L. alba* plants include medicinal, cosmetic, and nutraceutical uses (Table 2). With the aim of assessing the knowledge base of NIVCs from plant biodiversity in Colombia, we selected *L. organoides* as a case study because it was the most reported plant in our study, which indicates its potential for NIs.

3.3 Knowledge base of VCs from *L. organoides* in Colombia

The genus *Lippia* (Verbenaceae) includes around 200 species, mainly distributed in the Neotropics [110–112]. *Lippia organoides* Kunth, first described in 1818 and popularly known as ‘orégano cimarrón’, ‘orégano criollo,’ or ‘orégano de cerro’ in Colombia, is a native plant to the neotropics [113], distributed from Texas to Northern Argentina [114] (Fig. 5a). Most of *L. organoides* is concentrated in semiarid areas of Mexico, Brazil, Venezuela, Trinidad and The Guianas [32, 115–118]. The use of *L. organoides*, as for other plants from local biodiversity, contributes to satisfy human needs, diversify farming, promote natural products, and strengthen regional and national biodiversity-based bioeconomies in these countries [3, 5, 115, 117–119]. Efforts to consolidate the available information on the genetic variability of *L. organoides* that enables the design of conservation strategies are being carried out recently [120]. Agricultural management of *L. organoides* varies depending on cultural, socioeconomic, ecological, and technological factors in each country [121]. In Colombia, *L. organoides* is highly abundant in large semiarid areas in seasonally dry tropical biomes of the biogeographic regions of the Andes, Llanura del Caribe, Valle del Cauca, and Valle del Magdalena [122, 123]. (Fig. 5-b). In particular, *L. organoides* is widely and abundantly distributed along Chicamocha Canyon because of its ability to tolerate water stress and its phenotypic plasticity [124, 125]. It is naturally found at altitudes ranging from 500 to 800 m [126]. The morphology of *L. organoides* is characterized by being a highly branched shrub up to 3.5 m tall with a strigose stem, elliptic and glandular leaves, and a flower with a tubular calyx. (Fig. 5c, d) [114, 127]. Given its natural abundance and potential for various applications, research on this species has increased in Colombia.

We identified 57 publications retrieved from Scopus and 9 reports as grey literature that represent the knowledge base of *L. organoides* in Colombia. The approaches and objectives between the academic literature and the grey literature showed notable differences. While the academic literature displays in-depth species-specific knowledge, the grey literature mainly provides an overview of the species together with other prioritized species in specific regions of Colombia. As illustrated in Fig. 6, there is an unequal distribution of research across the four VC building blocks (i.e. biomass production, biomass processing, product development, and transversal aspects). The majority of published articles focus on the

Fig. 5 Geographic distribution and phenotype of *Lippia organoides*. Distribution in America (a) and in Colombia (b). Morphology of the stem and leaf (c), and the flower (d). Modified from: a, b ColPlantA (2023) [128], c © copyright of the Board of Trustees of the Royal Botanic Gardens, (d) KewInaturalist.lu/photos/32470319 CC BY-NC 4.0, ©Sam Flake



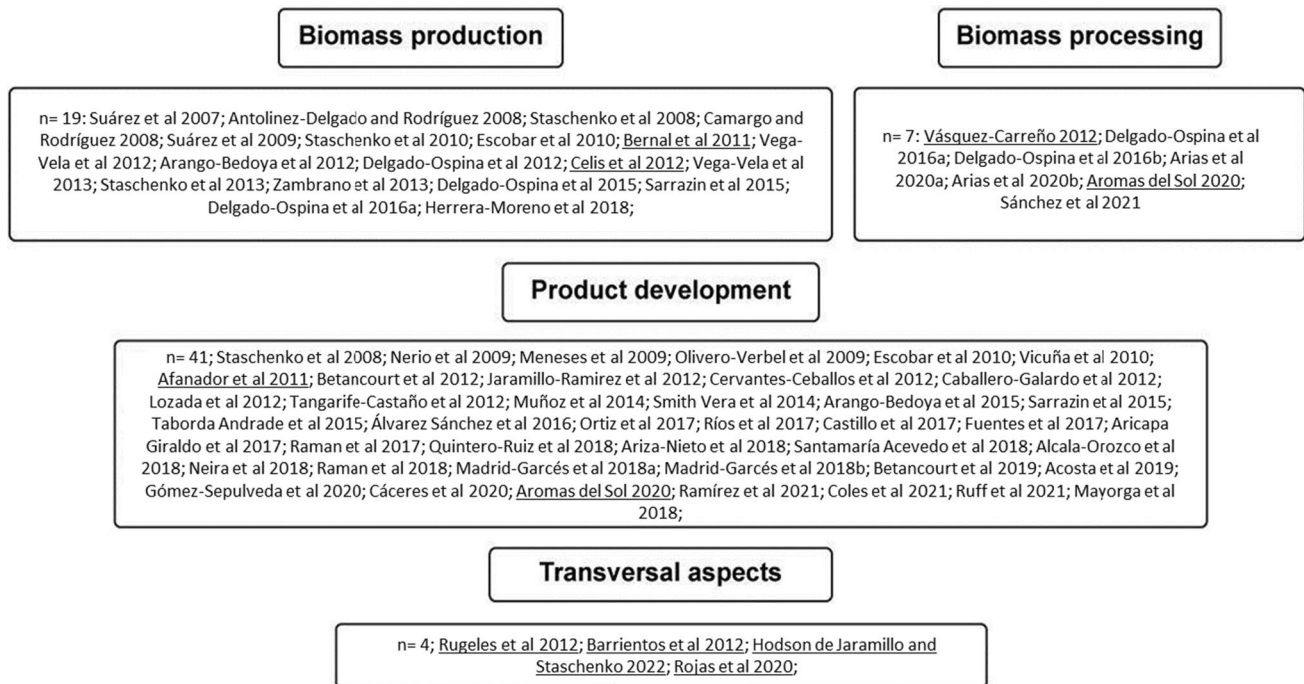


Fig. 6 Categorization of the knowledge base of *L. origanoides* in Colombia represented by the set of publications in each value chain building blocks or phases. The knowledge base includes peer-reviewed journal publications retrieved from Scopus (not underlined) and grey literature reports (underlined). Some studies cover more than one value chain building block

product development phase, with studies dealing with exploring plant properties and potential applications. Biomass production topics are reported to a lesser extent, while the biomass processing phase presents a smaller number of publications. Lastly, the least addressed phase corresponds to transversal aspects. These findings show that the study of potential plants' applications and products (the third VC building block) drives the introduction of novel plants in the BE. However, the absence of a VC approach to research that integrates biomass production, processing, products, use, and involved actors can limit the advance of production systems from promising plants for NIs such as *L. origanoides* [37]. For instance, research on the palm genus *Acrocomia* has shown a predominant focus on multiple applications in comparison to other VC phases [34]. In order to provide an in-depth overview of the *L. origanoides* literature, the results are presented and discussed below according to VC phases.

3.3.1 Biomass production

Fundamental knowledge on this species, especially at the biological and botanical levels, has been described through studies on genetic diversity, physiology, and phenotypic plasticity [124]. A close genetic relationship between *L. origanoides* and *L. graveolens* may indicate that they are synonyms [129]. The genetic structure of *L. origanoides* has been scarcely investigated in Colombia [123]. Existing studies focused on the Chicamocha River Canyon in the northeast of the country, revealing high levels of genetic variation within populations [123, 130, 131], contrary to the results from Suárez et al. [110].

Phytochemical studies on the composition of essential oil (EO) have predominated. High genetic diversity and phenotypic plasticity of this species result in heterogeneity in the composition of its oils and extracts [123]. Characterization of EO has allowed the identification of three predominant chemotypes of *L. origanoides* in wild populations in Colombia: A—characterized by α - and β -phellandrenes, *p*-cymene and limonene, and low carvacol and thymol; B—carvacol-rich (32.3–42.7%); and C—thymol-rich (26–69.2%) (Table S1 in the supplementary material) [17, 68, 126, 132–137]. Concentration levels of thymol and carvacrol in EO up to 87.3% and 63.8% have been measured from different accessions [123, 138]. The thymol-rich chemotype is considered the most widespread in Colombia, particularly in the region of Alto Patía (south-west of Colombia) [123, 138, 139], an important aspect for the agroindustry [140]. Other observed chemotypes present *p*-cymene (16–20%), trans β -Caryophyllene (11.3%), and eucalyptol (21.9%) as major constituents (Table S1). Further constituents of EO as well as extract composition vary among chemotypes [133]. A large variety of flavonoids with

high concentrations have been reported, such as quercetin, naringenin, luteolin, and pinocembrin [137]. Chemotypes with a low content of phenolic compounds (i.e., chemotype A) may reduce antioxidant activity [126].

As for *L. origanoides* cultivation, information about plant propagation and cropping techniques is scarce. Asexual propagation with stem cutting is used [141], although it has shown relatively poor performance [142]. The relationship between fertilization and yields has been studied. Nitrogen and phosphorus are influential for the biomass production of *L. origanoides*, particularly above ground [143]. The effect of nitrogen fertilization has been assessed in three accessions of *L. origanoides* (Patía, Típica, and Cítrica). Average biomass and oil yields vary from 2.6 to 4.7 tons of dry matter (DM) and 43.6 to 124.9 L of oil per hectare under different N application treatments (including both urea and organic fertilizer), as observed for the three accessions [144]. According to Delgado-Ospina (2015) [143], 55% of the total nutrient absorption occurs within the first four months, and these accumulate in the leaves, while the remaining localize in the stem and roots. Zambrano et al. (2013) [144] found that the highest essential oil concentration (4.0 ml/100 g) was obtained from the Pata accession treated with 100 kg of N (urea)/ha, while the Cítrica accession exhibited the highest biomass yield (5 t DM/ha) under the same treatment. The highest reported oil yield (150 L per ha) was observed for the Pata and Cítrica accessions when applying 50 and 100 kg of N (urea) per ha, respectively [144]. Other studies found oil yields ranging from 2.6% to 3.3% on a DM basis [138]. Considering a plant density of 20,000/ha in an open-air cultivation system and 3 harvests per year, a yield of 18 t/ha of *L. origanoides* (fresh biomass) and around 630 L of oil with a yield of 3.5% could be obtained [145]. The authors estimate that a yield of 24 t/ha of fresh biomass could be achieved through greenhouse farming with 4 harvests per year and 20,000 plants per hectare [145].

L. origanoides exhibits phenotypic plasticity with a high tolerance and specialization in habitats with low availability of water and poor soils [125]. An essay in Cauca (Colombia) found the influence of environmental factors in the biomass and composition of EOs, although the high variability can be inherent to the species ([146] cited in [113]). For instance, seasonal variation may influence the composition of EOs. Arango-Bedoya et al. (2012) [138] reported a higher content of thymol (80.3%) from leaves harvested in the Alto Patía region during the dry season in comparison to those collected in the rainy season (64.9% thymol). In contrast, EO from leaves collected in the rainy season in Mérida State (Venezuela) exhibited a higher concentration of thymol [147]. Oil yield and composition from three accessions in Colombia were not affected by seasonal variation or plant age [139, 140]. Similarly, oil yield, oil composition, and antimicrobial potential were not affected by seasonality, as found in samples from Santarém (Pará State, Brazil) [68, 140]. According to Hodson de Jaramillo and Stashenko [17], the cultivation of *L. origanoides* has been promoted through farmer training on good agricultural practices in some regions of Colombia [17].

3.3.2 Biomass processing

Some aspects and conditions have been assessed in the processing of *L. origanoides*. One condition evaluated is the biomass drying of fresh leaves (75% moisture content) under shading to 12% moisture content for a period ranging from 48 h to 10 days [138, 140, 148]. This pre-treatment can increase the concentration of less volatile compounds (i.e., thymol) and reduce the content of more volatile ones; therefore, depending on the targeted compound, drying can be a suitable strategy [140]. Chopping the biomass is recommended to increase the contact area during extraction [148]. Steam distillation, a common process for EO extraction, is used for *L. origanoides*. Yield values of 2.8% on a DM basis are reported, using not only leaves but also stems and flowers as raw materials [140, 145, 148, 149]. Other EO extraction methods based on hydrodistillation and supercritical fluids have been tested, with oil yields of 3% and up to 3.8% on a DM basis, respectively [148]. Extracts obtained through supercritical fluids under specific conditions (110 bar—60 °C) exhibited higher antioxidant activity [148].

Subsequent extraction as a valorization strategy using supercritical fluid techniques has been investigated to recover phenolic compounds such as flavonoids from residual biomass after steam distillation [150]. Approaches for processing suggest the possibility of integrating different technologies towards the development of biorefinery concepts from this plant and eventually from similar species. For instance, valorization of plant residues after oil extraction via steam distillation can be realized through supercritical CO₂ techniques to obtain medicinal flavonoids [151]. The energy use of *L. origanoides* bagasse after oil extraction has been investigated, indicating the possibility of stem combustion, eventually as a strategy to self-supply the energy demand for the extraction of high-value-added compounds [152]. A patent for the integral processing of *L. origanoides*—patent of invention WO2018122654A1: method for making full use of *Lippia origanoides*—is reported [17, 153]. Processing pilot units for the production of EO from *L. origanoides*, among other plants, have been implemented in some regions of Colombia [17].

3.3.3 Product development

L. origanoides EOs have a large potential in the poultry sector [139]. The use of EOs in broilers and laying hens represents a natural alternative to antibiotics [139, 154]. Antimicrobial and antiviral properties of EO have been reported to be effective against pathogenic bacteria (i.e., *E. coli* and *Salmonella*) in broilers and embryonated eggs [139, 155, 156]. An improvement in body weight and feed conversion ratio in broilers affected by coccidia (single-celled parasites) under supplementation with EO has been evidenced [157, 158] EOs from *L. origanoides* are able to promote the growth of broilers and generate gains in production, quality, and egg mass. These compounds can contribute to enhancing meat quality by improving its fatty acid profile and preventing lipid peroxidation [139, 159]. Broilers fed with EO from thymol-rich *L. origanoides* chemotypes presented enhanced growth in comparison to basal diets and were similar to feed regimes with growth-promoting antibiotics [139, 160]. EO contributed to the improvement of intestinal morphology in laying hens and broilers, thus improving digestive function and nutrient absorption [160, 161]. Additionally, these would not affect the abundance and diversity of microbiota in broilers [158]. Further positive effects of EO feed supplements include the oxidative stability of eggs [148, 162], as well as the increase in antioxidant response and mitigation of harmful effects caused by periods of stress (e.g., heat stress) in chickens [163]. Additives based on *L. origanoides* have also been tested in dairy cows, indicating a positive response in productivity and a reduction in methane emissions [164].

EO from *L. origanoides* is potentially applicable in the agricultural sector as a biocide for the integrated control of pests and phytopathogens. Antifungal action against *Phytophthora infestans*, *Alternaria solani*, *Botrytis cinerea*, *Moniliophthora roreri*, *Fusarium oxysporum*, *Trichophyton rubrum*, *T. mentagrophytes*, *Fusarium oxysporum*, and *Sitophilus zeamais* in crops such as potatoes, strawberries, cocoa, and corn has been reported [134, 165–169]. Likewise, insecticidal repellent and antiprotozoal activity against *Aedes aegypti*, *Ulomoides dermestoides*, *Tribolium castaneum*, *Sitophilus zeamais*, and *Trypanosoma cruzi* has been demonstrated [170–181]. This indicates the potential of EO against disease agents and vectors that affect human health. The impact of *L. origanoides* in the pharmaceutical industry includes its use for treating cutaneous leishmaniasis, dermatophytes infections and the potential of extracts from leaves, stems, and flowers against breast cancer cells [179–181]. The cytotoxic effects of EO from *L. origanoides* indicate its pharmacological potential, as observed in the brine shrimp (*Artemia franciscana*) lethality assay [137]. EOs also exhibit antibacterial properties against *Staphylococcus aureus* and *E. coli*, anti-biofilm, and anti-quorum sensing activities [68, 134, 172, 182–184]. Likewise, antigenotoxic activity against UV and against bleomycin-induced genotoxicity has been reported [185–187].

3.3.4 Transversal aspects

The economic viability of *L. origanoides* EOS has been projected for open-air cultivation systems, indicating a positive profitability performance, whereas the economic profitability of greenhouse farming can be increased through a plant density higher than 20,000 plants per ha [145]. The authors estimated that 90% of the extraction costs are represented by biomass. High projected costs for the cultivation of *L. origanoides*, especially for greenhouse farming, can be a barrier for smallholder farmers [145]. On the other hand, the cultivation of *L. origanoides* could be a source of new jobs [145]. A market differentiation strategy towards high-added-value products can increase the economic viability and competitiveness of *L. origanoides* [145]. Ensuring a biomass supply is key to the production of EO. Barrientos et al. (2012) [145] estimated that around 300 tons of biomass are required annually (between 7 and 16 ha) to operate an extraction plant with a capacity of 1200 kg/day. This can represent opportunities for smallholder farmer associations (horizontal integration) and vertical cooperation schemes with established EO agroindustries closely located [37, 145]. In fact, according to Hodson de Jaramillo and Stashenko (2022) [17], more than 200 family farmers are involved in the cultivation and production of EO from aromatic plants in Colombia. Farmers could also benefit from using food supplements based on EO from *L. origanoides*. Although the use of EO as feed supplements in poultry, laying hens, and dairy cows could increase feeding costs, compensation through gains in productivity is expected [139, 164].

The actors currently involved in the production and use of *L. origanoides* include local communities through traditional and commercial use, research institutions, and processing companies. Main research institutions are the National Research Center for the Agro-industrialization of Aromatic Plant Species and Tropical Medicines (CENIVAM, Universidad Industrial de Santander) and the Plants Medicine Research Group of the Universidad Nacional de Colombia [37]. There are three companies dedicated to the production and supply of products from *L. origanoides*: Naturpiel, Aromas del Sol, and Magia Chicamocha, a CENIVAM spin-off. The products correspond to EOs, described as final goods for the cosmetic, personal care, and cleaning sectors [24, 149, 188].

3.4 Challenges and future directions for *L. origanoides* VCs

The present review confirms the potential of *L. origanoides* as a novel resource for the development of NIVCs from biodiversity in Colombia, as pointed out in earlier reviews and prospective studies [17, Cluster Development 2020 cited in 24, 37, 145]. Aspects such as positive market prospects and favourability with regard to its degree of domestication (currently from wild plants and orchards), abundance, natural distribution, usability, knowledge about bioactive compounds, and species-specific production capacity indicate the potentiality of *L. origanoides* [24]. The potential of *L. origanoides* as a source of natural antibiotics and its possibility to diversify farming while contributing to ecosystem services constitute sustainability advantages. However, in order to foster the development of NIVCs, it is necessary to assess the knowledge base, integrate it along the VC and intensify its use to advance the preparedness of *L. origanoides*, from biomass production to high-added-value products [17, 34, 35, 189]. This review contributes to this endeavour adding a new and applied perspective—the value chain—and provides a diagnostic of the knowledge status and needs towards the development of NIVCs, building upon previous reports and results from diverse research studies (Fig. 7). For novel resources like *L. origanoides*, ensuring biomass supply is key [145]. In this regard, advances in plant material and biomass production are necessary for the cultivation of specific chemotypes of *L. origanoides* that fit site-specific ecophysiological conditions and applications. Biomass production is partially addressed in the retrieved literature. There is reported knowledge on species-specific biology, phytochemistry, botanical aspects, plant ecology, and the taxonomy of *L. origanoides*. However, there is limited documented knowledge on germination, plant propagation, the development of planting material, and the agro-ecological zoning of suitable cultivation areas. Genetic studies to understand the relationship between EO

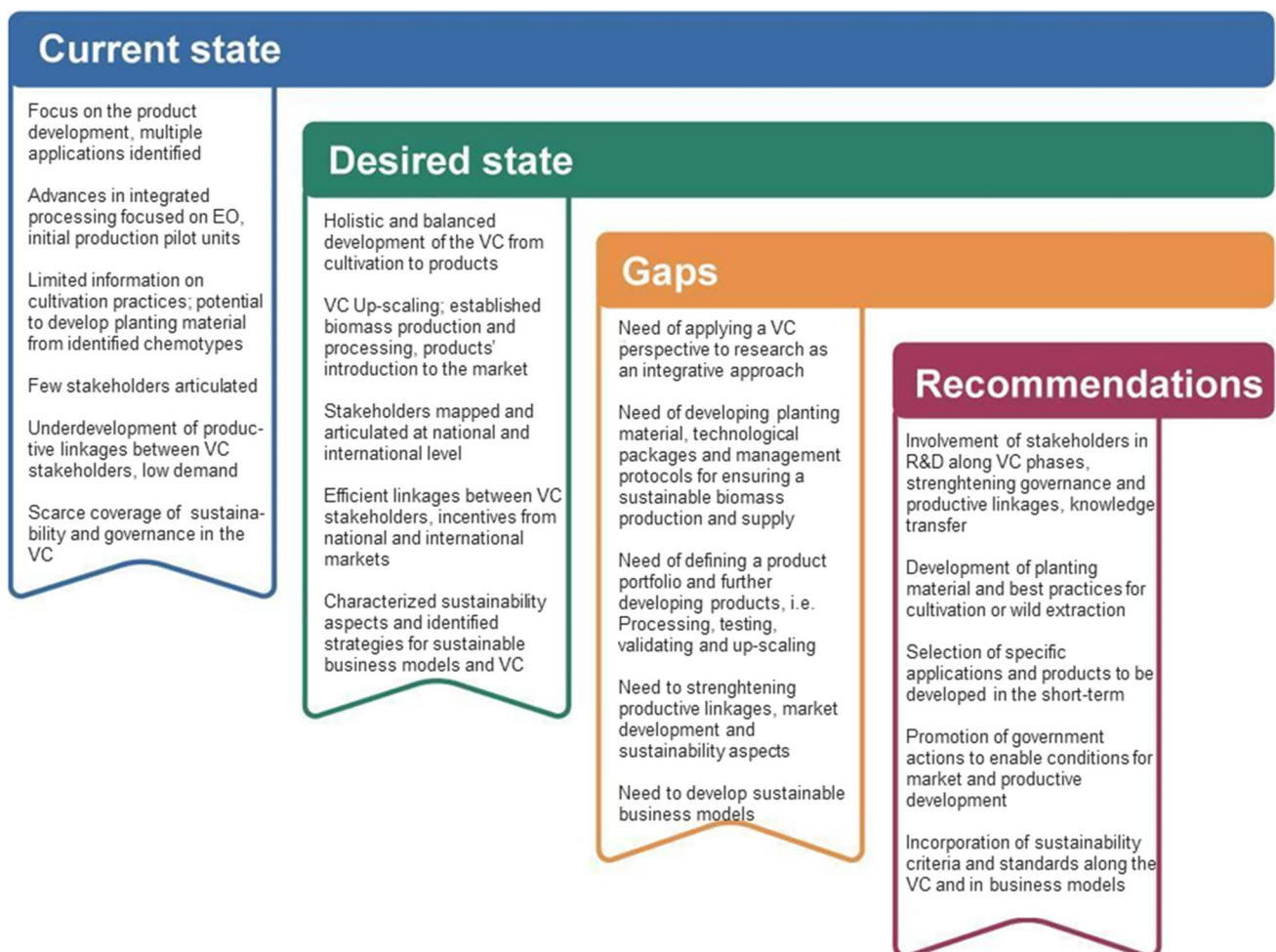


Fig. 7 Current panorama and prospects of *L. origanoides* value chains in Colombia based on the reported literature. Adapted from [197]

composition and genetic variation are needed to guide plant breeding strategies [123, 131]. Use and management protocols and cultivation technology packages are necessary for this species, including agronomic practices, plant density, harvesting, yield stability, and plantation (re)establishment [24, 145]. Nevertheless, farmer training on cultivation and the initial production of *L. organoides* in Colombia are reported [17]. Sourcing *L. organoides* from natural stands (i.e., wild collection) can represent an alternative or complementary biomass supply strategy. In this regard, recent advances for the sustainable use of biodiversity include the Act 690 (2021), which regulates the use of wild plants [190, 191].

Knowledge transfer to farmers, appropriate business models, and linkages with processors are elemental aspects for advancing the VC. Moreover, labor availability in a context of rural migration must be ensured to promote the cultivation of *L. organoides* [192]. VC governance processes and productive linkages related to *L. organoides* are currently weak [24, 134]. The involvement of community-based organizations could foster the development of VCs. However, these types of actors are lacking in the case of *L. organoides* in Colombia [24]. Economic viability for *L. organoides* cultivation determines farmers' decision-making to adopt a new crop over conventional farming activities [37]. Therefore, inclusive arrangements are required between primary producers (i.e. farmers) and processors of *L. organoides* to create and distribute value, thus providing incentives to participate in the VC [37].

Standardization of biomass processing is key to responding with high quality standards to the national and international markets [24]. Process development and up-scaling at commercial level of (pre-) processing technologies requires the screening and evaluation of technological pathways (i.e., oil extraction methods and by-product valorisation), piloting, and process validation to obtain targeted plant extracts, as well as process optimization [193]. Adapting available processing technologies used for EO extraction, such as steam distillation, offers a possibility for processing *L. organoides*. Implemented pilot units for EO production in Santander, Arauca and Cundinamarca can contribute to this purpose [17]. The application of biorefining principles can result in *L. organoides* value webs by using all biomass fractions and integrating different plants, processes, and products [194–196].

Accumulated knowledge about the properties and applications of *L. organoides* extracts serves to consolidate a product portfolio, enabling further product development steps [17, 36]. Efforts on product development, formulation, product functionality and safety testing, and intellectual property protection are needed [17, 139, 191]. Accomplishing the regulatory framework is key for the production and commercialization of NIs [191]. In addition, market introduction of novel NIs requires marketing efforts and knowledge dissemination to stimulate demand, which is low at the moment for *L. organoides* products [145, 191]. One possibility for *L. organoides* EOs is to enter existing markets for known chemotypes such as thymol [145]. The market for NIs from *L. organoides* indicates positive prospects for natural products (cosmetics, pharma, and food sectors) based on a growing demand nationally and internationally and the possibility to participate in other markets such as the animal nutrition sector [Cluster Development 2020 cited in 24;37]. For instance, the poultry industry is among the main agricultural activities in Colombia, thus representing a great potential for feed supplements based on *L. organoides* [139]. Although already established, the EO sector in Colombia is integrated by few small companies, partly due to the lack of knowledge on extraction and refining technologies, the low supply of raw materials, and market uncertainty [198]. Many aromatic plants are marketed traditionally in Colombia with a low level of transformation and value added [145, 192]. It has been estimated that 90% of NIs in Colombia are imported [199]. Imports of EO for the food and personal care sectors in Colombia indicate the potential for local substitutes [24, 198]. Therefore, if the production and supply of NIs from plants like *L. organoides* are encouraged, imports could be reduced and exports increased.

The current research on *L. organoides* in Colombia does not substantially account for transversal aspects such as sustainability dimensions (mainly in terms of environmental and social aspects), VC governance, business models, and VC management. This pattern can be common for novel crops and VCs in the early stages of development [34]. The consideration of sustainability along the NIVC is key and requires the integration of criteria related to the environmental, social, economic and their interplay with technical and regulatory dimensions for guiding the design of VCs [24, 35, 37, 199]. Related aspects of relevance for biobased business models around NI from native plants such as *L. organoides* include sustainable practices for plant production, supply and processing implementing low-input systems and environmental-friendly processes, natural resource and biodiversity conservation strategies and social responsibility measures [24, 35, 37, 199, 200]. Corporate and VC strategies towards value creation and fair distribution of benefits, product functionality, quality and safety, social inclusion and acceptance and the accomplishment of regulatory frameworks are suggested specially in NI sectors [24, 35, 37, 199, 200]. In fact, the increasing focus on sustainable VC rises the need for emerging businesses in NI sectors to deliver products that fulfil sustainability criteria as prerequisite to participate in markets through e.g. certifications and standards [24, 37, 199].

A holistic characterization and analysis of *L. origanoides* VCs can contribute to promoting linkages between stakeholders and facilitating VC-integral actions for biomass production, processing, product and market development [198]. For this, NIVC structures applied in Rugeles et al. (2012) [37], Gómez (2017) [199], Murcia-López et al. (2021) [189], and Rojas et al. (2022) [201] can serve as references. Mapping current and potential stakeholders (i.e., farmers, processors, NI industrial producers, national and international marketers, the public sector, research institutions, and consumers) can contribute to their involvement in the early stages of VC development by facilitating the identification of upgrade and innovation strategies, requirements, and knowledge transfer. Available guidelines for developing NIVCs in Colombia, such as the guide published by Rojas et al. (2021) [191], can contribute to accomplishing regulations and requirements for the production and commercialization of NIs.

Strategic partnerships and multi-stakeholder approaches to R&D are necessary to address both technical and non-technical challenges, co-create solutions, finance, and up-scale VCs [35, 191]. It is thus key to develop robust science, technology, and innovation instruments that articulate the VC based on the experience of research projects on aromatic plants led by public entities and research centers. These have contributed to the accumulation and transfer of knowledge on cultivation, post-harvesting, and EO production [17]. Building partnerships between farmers, processors, and NIs companies with a high technological level and the implementation of inclusive VC models can contribute to both product differentiation and organizational innovation of VCs from *L. origanoides* [37].

Advancing *L. origanoides* VCs is favored by an enabling environment promoted by the National Plan of Green Businesses, the Green Growth Policy, and the National Bioeconomy Mission [24, 199, 201]. International cooperation programs and projects such as the 'Useful Plants and Mushrooms from Colombia' project (Kew Royal Botanic Gardens and the Institute Alexander von Humboldt) and the 'Colombia más competitiva' program contribute to generating applied knowledge and tools for fostering the NIs sector [24]. The use of native plants as a promising source of new products can also offer possibilities for ecosystem restoration, thus making them multi-purpose plants [32, 34]. For instance, *L. origanoides* grows mainly in tropical dry forests [122, 189, 202], one of the most degraded ecosystems in the country. Thus, the sustainable use of this plant can contribute to the productive restoration of this ecosystem [189]. These benefits can be the source of new incentives in business models for ecosystem restoration. All aspects critically analyzed and consolidated represent the first review of NICVs in Colombia.

4 Conclusions

The global interest in the research and development of NIs is continuously growing. Leading countries in scientific production in terms of publications on NIs have implemented either BE-related or BE-dedicated strategies in the last decade, becoming a driver for increasing research on biomass applications. Areas such as biochemistry and biopharmacy are among the most prominent, which can be explained by the promotion of research and development in line with the priorities of BE strategies in countries with robust R&D capacities and a focus on knowledge- and technology-intensive BE transformation paths.

In Colombia, NIs from plant biodiversity have gained importance in the policy and research agenda as a strategy for adding value to biomass and pursuing contributions to industrialization, rural development, and economic development. International cooperation with leading countries in research on NIs contributes to expanding the knowledge base for developing VCs. While cooperation with rich biodiverse countries and leaders in NI R&D such as Brazil can strengthen capacities for biomass production and processing, collaboration with countries such as Spain and the United States can contribute to product and market development. Increasing research activities have resulted in a large portfolio of plants that are promising sources of NIs in Colombia. Nevertheless, for the evolution into VCs and sustainable performance, advancing biomass production, processing methods, product development, business models, and governance arrangements is key.

Understanding the prospects of VCs from *L. origanoides*, a prioritized plant species for NIs in Colombia, can serve as a blueprint for novel resources from local biodiversity to guide R&D for VCs. The current knowledge base of *L. origanoides*, represented by the set of reported publications, does not fully cover the VC. There is an imbalance in the amount of literature between the phases of the VC. The publications are concentrated on the identification of product potential related to the product development phase. In contrast, biomass production, a key enabler of VCs, is partially covered in the literature. The most commonly identified challenge is the need to promote an integrative VC approach in R&D. Particular issues are caused by the limited evidence on (i) plant propagation, agronomic management, and harvest practices; (ii) process optimization for specific NIs; (iii) advanced product development prioritizing specific applications; (iv)

VC actors' relations, governance, and business models; and (v) environmental, social, and economic performance. Joint R&D and multi-stakeholder endeavors are needed for consolidating and advancing the knowledge base, while offering both technical and non-technical enabling conditions at the territorial level for developing sustainable VCs from plants such as *L. organoides*. Regional NIs clusters integrated by active research institutions and networks, farmers, processors such as the EO industry, and market sectors can foster the upgrade of VCs from *L. organoides*. This can facilitate the integration of interventions in each VC phase, reducing uncertainty, attracting investments, transferring knowledge, and guiding the development of novel NI value webs from plant biodiversity in the territories.

Acknowledgements The authors would like to thank Mr Juan Camilo Rojas for his contribution in the graphical design of Figs. 2, 4, 5, 6, 7.

Author contributions Conceptualization and methodology: RV, FR, JM; data collection: RV, FR, JM; data handling and analysis: RV, FR, JM; writing, original draft: RV, FR, JM; manuscript review and editing: RV, FR, IL.

Funding Open Access funding enabled and organized by Projekt DEAL. The authors reported there is no funding associated with the work featured in this article.

Data availability Not applicable.

Code availability Not applicable.

Declarations

Competing interests The authors declare no competing interests.

Open Access This article is licensed under a Creative Commons Attribution 4.0 International License, which permits use, sharing, adaptation, distribution and reproduction in any medium or format, as long as you give appropriate credit to the original author(s) and the source, provide a link to the Creative Commons licence, and indicate if changes were made. The images or other third party material in this article are included in the article's Creative Commons licence, unless indicated otherwise in a credit line to the material. If material is not included in the article's Creative Commons licence and your intended use is not permitted by statutory regulation or exceeds the permitted use, you will need to obtain permission directly from the copyright holder. To view a copy of this licence, visit <http://creativecommons.org/licenses/by/4.0/>.

References

1. Bawa KS, Nawn N, Chellam R, Krishnaswamy J, Mathur V, Olsson SB, Pandit N, Rajagopal P, Sankaran M, Shaanker RU, Shankar D, Ramakrishnan U, Vanak AT, Quader S. Opinion: envisioning a biodiversity science for sustaining human well-being. *Proc Natl Acad Sci U S A*. 2020;117(42):25951–5. <https://doi.org/10.1073/pnas.2018436117>.
2. Green EJ, Buchanan GM, Butchart SH, Chandler GM, Burgess ND, Hill SL, Gregory RD. Relating characteristics of global biodiversity targets to reported progress. *Conserv Biol*. 2019;33(6):1360–9. <https://doi.org/10.1111/cobi.13322>.
3. Boeri P, Piñuel L, Dalzotto D, Sharry S. Native biodiversity: a strategic resource to accelerate bioeconomy development in latin america and the caribbean. In: Chong PA, Newman DJ, Steinmacher DA, editors. *Agricultural, forestry and bioindustry biotechnology and bio-discovery*. Springer: Cham; 2020. p. 163–74 (10.1007/978-3-030-51358-0_10).
4. Lewandowski I, Gaudet N, Lask J, Maier J, Tchouga B, Vargas-Carpintero R. Context in bool. In: Lewandowski I, Gaudet N, Lask J, Maier J, Tchouga B, Vargas-Carpintero R, editors. *Bioeconomy shaping the transition to a sustainable, biobased economy*. 1st ed. Cham: Springer; 2018. (10.1007/978-3-319-68152-8).
5. Bastos-Lima MG, Palme U. The bioeconomy-biodiversity nexus: enhancing or undermining nature's contributions to people? *Conservation*. 2022. <https://doi.org/10.3390/conservation2010002>.
6. Pyka A, Cardellini G, van Meijl H, Verkerk PJ. Modelling the bioeconomy: emerging approaches to address policy needs. *J Clean Prod*. 2022;330:129801.
7. Bernardini S, Tiezzi A, Laghezza Masci V, Ovidi E. Natural products for human health: an historical overview of the drug discovery approaches. *Nat Prod Res*. 2018;32(16):1926–50. <https://doi.org/10.1080/14786419.2017.1356838>.
8. Manjari KS, Chakraborty D, Kumar A, Singh S. Biodiversity and Importance of Plant Bioprospecting in Cosmetics. In: Singh SP, Upadhyay SK, editors. *Bioprospecting of plant biodiversity for industrial molecules*. Hoboken: Wiley; 2021. p. 189–210 (10.1002/9781119718017.ch10).
9. Bloomberg. *Natural Cosmetics Market*. 2020. <https://www.bloomberg.com/press-releases/2019-06-11/natural-cosmetics-market-worth-48-04-billion-by-2025-cagr-5-01-grand-view-research-inc>. Accessed 01 Mar 2023.
10. Centre for the Promotion of Imports. What is the demand for natural ingredients for health products on the European market? Ministry of Foreign Affairs of The Netherlands. 2019. <https://www.cbi.eu/market-information/natural-ingredients-health-products/what-demand>. Accessed 01 Mar 2023.
11. Premkumar J, Vasudevan RT. Bioingredients: functional properties and health impacts. *Curr Opin Food Sci*. 2018;19:120–8.
12. Shahgholian N. Introduction to nutraceuticals and natural products. *Handbook of nutraceuticals and natural products: biological, medicinal, and nutritional properties and applications*, vol. 1, 2022; pp. 1–14. <https://doi.org/10.1002/9781119746843.ch1>

13. Kühlborn J, Groß J, Opatz T. Making natural products from renewable feedstocks: back to the roots? *Nat Prod Rep*. 2020;37(3):380–424. <https://doi.org/10.1039/C9NP00040B>.
14. Kano L, Tsang EW, Yeung HWC. Global value chains: a review of the multi-disciplinary literature. *J Int Bus Stud*. 2020;51(4):577–622. <https://doi.org/10.1057/s41267-020-00304-2>.
15. Lewandowski I, Bahrs E, Dahmen N, Hirth T, Rausch T, Weidtmann A. Biobased value chains for a growing bioeconomy. *GCB Bioenergy*. 2019;11(1):4–8. <https://doi.org/10.1111/gcbb.12578>.
16. Lokesh K, Ladu L, Summerton L. Bridging the gaps for a 'circular' bioeconomy: selection criteria, bio-based value chain and stakeholder mapping. *Sustainability*. 2018;10(6):1695. <https://doi.org/10.1111/gcbb.12578>.
17. Hodson de Jaramillo E, Stashenko E. Bioeconomy: a sustainable and responsible option for making the most of Colombian plant resources. In: Negrão R, Monro A, Castellanos-Castro C, Diazgranados M, editors. *Catalogue of Useful Plants of Colombia*. Kew: Royal Botanic Gardens; 2022. (ISBN 978-1-84246-774-9).
18. Dangles O, Restrepo S, Montúfar R. Sowing the seeds for interdisciplinary plant research and development in the Tropical Andes. *Plants People Planet*. 2019;1(2):102–6. <https://doi.org/10.1002/ppp3.27>.
19. Mertens A, Van Lancker J, Buysse J, Lauwers L, Van Meensel J. Overcoming non-technical challenges in bioeconomy value-chain development: learning from practice. *J Clean Prod*. 2019;231:10–20. <https://doi.org/10.1016/j.jclepro.2019.05.147>.
20. Mac Clay, P., & Sellare, J. Value chain transformations in the transition to a sustainable bioeconomy. *ZEF–Discussion Papers on Development Policy*. 2022; 319, 34. <https://doi.org/10.2139/ssrn.4193583>
21. Ministerio de Ciencia, Tecnología e Innovación de Colombia. Bioeconomía para una Colombia Potencia viva y diversa: Hacia una sociedad impulsada por el Conocimiento. 2020. Available at: https://minciencias.gov.co/sites/default/files/upload/paginas/bioeconomia_para_un_crecimiento_sostenible_qm_print.pdf. Accessed 01 Mar 2023.
22. Gaviria-Urbe A, Manrique Reol E, Di Palma F, Poveda G, Baena Garzón S, Duque Beltrán C, Restrepo Restrepo S, Noriega Escobar M, Eisenhauer M, Henry G, Hodson de Jaramillo E, Wessjohann L. *Ciencia y Tecnología: Fundamento de la Bioeconomía, Propuestas del Foco de Biotecnología, Bioeconomía y Medio Ambiente, Volumen 3*. Vicepresidencia de la República de Colombia, Ministerio de Ciencia, Tecnología e Innovación, Universidad de los Andes, Ediciones Uniandes. 1st Edition. 2021. ISBN 978-958-8290-97-3 https://minciencias.gov.co/sites/default/files/upload/paginas/ciencia_y_tecnologia_sabios_vol_3.pdf.
23. López Hernández V, Schanz H. Agency in actor networks: Who is governing transitions towards a bioeconomy? The case of Colombia. *Clean Prod*. 2019;225:728–42. <https://doi.org/10.1016/j.jclepro.2019.03.306>
24. Rojas MT, Cortés C, Noguera M, Ulián T, Diazgranados M. Evaluación del estado de los desarrollos bioeconomicos colombianos en plantas y hongos. Royal Botanic Gardens, Kew e Instituto de Investigaciones en Recursos Biológicos Alexander von Humboldt. 2020. <https://doi.org/10.34885/201>
25. Diazgranados M, Hammond D, Rojas T, White K, Mira M, Castellanos-Castro C, Gutiérrez C, Ulián T. The Useful Plants and Fungi of Colombia (UPFC) project: delivering botanical knowledge to support conservation and sustainable development. In: Negrão R, Monro A, Castellanos-Castro C, Diazgranados M, editors. *Catalogue of useful plants of Colombia*. Kew: Royal Botanic Gardens; 2022. (ISBN 978-1-84246-774-9).
26. SiB Colombia. Biodiversidad en Cifras, Sistema de Información sobre Biodiversidad de Colombia. 2022. <https://biodiversidad.co/cifras>. Accessed 30 Jun 2023
27. Kor L, Homewood K, Dawson TP, Diazgranados M. Sustainability of wild plant use in the Andean Community of South America. *Ambio*. 2021;50(9):1681–97. <https://doi.org/10.1007/s13280-021-01529-7>.
28. Gori B, Ulián T, Bernal HY, Diazgranados M. Understanding the diversity and biogeography of Colombian edible plants. *Sci Rep*. 2022;12:7835. <https://doi.org/10.1038/s41598-022-11600-2>.
29. Bystriakova N, Tovar C, Monro A, Moat J, Hendrigo P, Carretero J, Torres-Morales G, Diazgranados M. Colombia's bioregions as a source of useful plants. *PLoS ONE*. 2021;16(8):e0256457. <https://doi.org/10.1371/journal.pone.0256457>.
30. Torres-Morales, G., Méndez, M. C. y Caleño, B. *Plantas y saberes de la Plaza Samper Mendoza*. Instituto de Investigación de Recursos Biológicos Alexander von Humboldt, Instituto para la Economía Social (IPES). Bogotá D.C., Colombia. 224 pp. 2021. <http://repository.humboldt.org/handle/20.500.11761/35835>. Accessed 01 Feb 2022
31. Huddart JE, Crawford AJ, Luna-Tapia AL, Restrepo S, Di Palma F. EBP-Colombia and the bioeconomy: genomics in the service of biodiversity conservation and sustainable development. *Proc Natl Acad Sci U S A*. 2022. <https://doi.org/10.1073/pnas.2115641119>.
32. Bernal R, Gradstein SR, Celis M (eds.). *Catálogo de plantas y líquenes de Colombia*. Instituto de Ciencias Naturales, Universidad Nacional de Colombia, Bogotá. 2019. <http://catalogoplantascdecolombia.unal.edu.co>. Accessed Mar 2022.
33. GBIF. Global Biodiversity Information Facility. 2021. <https://www.gbif.org>. Accessed Mar 2022.
34. Vargas-Carpintero R, Hilger T, Mössinger J, Souza RF, Barroso Armas JC, Tiede K, Lewandowski I. *Acrocomia* spp.: neglected crop, ballyhooed multipurpose palm or fit for the bioeconomy? A review. *Agron Sustain Dev*. 2021;41(6):1–35.
35. Vargas-Carpintero R, Hilger T, Tiede K, Callenius C, Mössinger J, Souza RF, Barroso Armas JC, Rasche F, Lewandowski I. A collaborative, systems approach for the development of biomass-based value webs: the case of the *acrocomia* palm. *Land*. 2022;11(10):1748. <https://doi.org/10.3390/land11101748>.
36. Zörb C, Lewandowski I, Kindervater R, Göttert U, Patzelt D. Biobased resources and value chains. In: Lewandowski I, editor. *Bioeconomy*. Springer: Cham; 2018. p. 75–95 (10.1007/978-3-319-68152-8_5).
37. Rugeles L, Ortiz J, Huertas A, Gwaitero B. *La cadena de valor de los ingredientes naturales del Biocomercio en las industrias farmacéutica, alimentaria y cosmética-FAC*. Fondo Biocomercio: Universidad Jorge Tadeo Lozano; 2012.
38. Dietz T, Börner J, Förster J, von Braun J. Governance of the bioeconomy: a global comparative study of national bioeconomy strategies. *Sustainability*. 2018;10:3190.
39. Liu YF, Yu SS. Survey of natural products reported by Asian research groups in 2020. *J Asian Nat Prod Res*. 2021;23(12):1115–34. <https://doi.org/10.1080/1028602.2021.2004131>.
40. Jugreet BS, Suroowan S, Rengasamy RK, Mahomoodally MF. Chemistry, bioactivities, mode of action and industrial applications of essential oils. *Trends Food Sci Technol*. 2020;101:89–105.

41. Singh P, Kim YJ, Zhang D, Yang DC. Biological synthesis of nanoparticles from plants and microorganisms. *Trends Biotechnol.* 2016;34(7):588–99.
42. Ahn K. The worldwide trend of using botanical drugs and strategies for developing global drugs. *BMB Rep.* 2017;50(3):111.
43. Dixit S, Tiwari S. Review on plants for management of diabetes in India: an ethno-botanical and pharmacological perspective. *Pharmacogn J.* 2020. <https://doi.org/10.5530/pj.2020.12.243>.
44. Kamboj A, Kaur I, Kaur N. Recent advances in standardization of herbal drugs. *Curr Trad Med.* 2020;6(4):278–99. <https://doi.org/10.2174/2215083805666190613141613>.
45. Mulat M, Khan F, Muluneh G, Pandita A. Phytochemical profile and antimicrobial effects of different medicinal plant: current knowledge and future perspectives. *Curr Trad Med.* 2020;6(1):24–42. <https://doi.org/10.2174/2215083805666190730151118>.
46. Meijaard E, Brooks TM, Carlson KM, Slade EM, Garcia-Ulloa J, Gaveau DL, Lee JS, Santika T, Juffe-Bignoli D, Struebig MJ, Wich SA. The environmental impacts of palm oil in context. *Nat Plants.* 2020;6(12):1418–26.
47. Dueñas M, García-Estévez I. Agricultural and food waste: analysis, characterization and extraction of bioactive compounds and their possible utilization. *Foods.* 2020;9(6):817.
48. Granato D, Nunes DS, Barba FJ. An integrated strategy between food chemistry, biology, nutrition, pharmacology, and statistics in the development of functional foods: a proposal. *Trends Food Sci Technol.* 2017;62:13–22.
49. Belwal T, Ezzat SM, Rastrelli L, Bhatt ID, Daglia M, Baldi A, Devkota HP, Orhan IE, Patra JK, Das G, Anandharamakrishnan C. A critical analysis of extraction techniques used for botanicals: Trends, priorities, industrial uses and optimization strategies. *TrAC Trends Anal Chem.* 2018;100:82–102.
50. Sumner LW, Lei Z, Nikolau BJ, Saito K. Modern plant metabolomics: advanced natural product gene discoveries, improved technologies, and future prospects. *Nat Prod Rep.* 2015;32(2):212–29.
51. Carbonell SA, Cortez LAB, Madi LFC, Anefalos LC, Baldassin Junior R, Leal RL. Bioeconomy in Brazil: Opportunities and guidelines for research and public policy for regional development. *Biofuel Bioprod Biorefin.* 2021;15(6):1675–95. <https://doi.org/10.1002/bbb.2263>.
52. Miedzinski M, McDowall W, Fahnestock J, Rataj O, Papachristos G. Paving the pathways towards sustainable future? A critical assessment of STI policy roadmaps as policy instruments for sustainability transitions. *Futures.* 2022;142:103015.
53. International Advisory Council on Global Bioeconomy. Global Bioeconomy Policy Report (IV): a decade of bioeconomy policy development around the world. 2020. https://gbs2020.net/wp-content/uploads/2020/11/GBS-2020_Global-Bioeconomy-Policy-Report_IV_web.pdf. Accessed May 2022.
54. Arujanan M, Singaram M. The biotechnology and bioeconomy landscape in Malaysia. *New biotech.* 2018;40:52–9. <https://doi.org/10.1016/j.nbt.2017.06.004>.
55. Correa, V., Kore, S., Johnson, C., & Linden, A. National Strategy for the Bioeconomy of Costa Rica. 2022. https://deepblue.lib.umich.edu/bitstream/handle/2027.42/172230/UNDP-BIOFIN_392.pdf?sequence=1. Accessed 20 Dec 2022
56. Salinas-Velandia DA, Romero-Perdomo F, Numa-Vergel S, Villagrán E, Donado-Godoy P, Galindo-Pacheco JR. Insights into circular horticulture: knowledge diffusion, resource circulation, one health approach, and greenhouse technologies. *IJERPH.* 2022;19(19):12053.
57. Romero-Perdomo F, Carvajalino-Umaña JD, Moreno-Gallego JL, Ardila N, González-Curbelo MÁ. Research trends on climate change and circular economy from a knowledge mapping perspective. *Sustainability.* 2022;14(1):521.
58. Zuluaga AM, Mena-García A, Chito-Trujillo D, Rada-Mendoza M, Sanz ML, Ruiz-Matute AI. Development of a microwave-assisted extraction method for the recovery of bioactive inositols from lettuce (*Lactuca sativa*) byproducts. *Electrophoresis.* 2020;41(20):1804–11. <https://doi.org/10.1002/elps.202000201>.
59. Toro-Uribe S, Ibáñez E, Decker EA, McClements DJ, Zhang R, López-Giraldo LJ, Herrero M. Design, fabrication, characterization, and in vitro digestion of alkaloid-, catechin-, and cocoa extract-loaded liposomes. *J Agric Food Chem.* 2018;66(45):12051–65. <https://doi.org/10.1021/acs.jafc.8b04735>.
60. Hernández MS, Fernández-Trujillo JP, Gutiérrez RH, Lares M, Díaz RO, Cardona JEC, Carrillo M. Postharvest handling and uses of Asaí (*Euterpe precatatoria*) fruit. *Acta Hortic.* 2014;1047:269–74.
61. Dias MG, Olmedilla-Alonso B, Hornero-Méndez D, Mercadante AZ, Osorio C, Vargas-Murga L, Meléndez-Martínez AJ. Comprehensive database of carotenoid contents in ibero-american foods. A valuable tool in the context of functional foods and the establishment of recommended intakes of bioactives. *J Agric Food Chem.* 2018;66(20):5055–107.
62. Jaramillo-Colorado BE, Pino-Benitez N, Gonzalez-Coloma A. Volatile composition and biocidal (antifeedant and phytotoxic) activity of the essential oils of four Piperaceae species from Choco-Colombia. *Ind Crops Prod.* 2019;138:11463.
63. Rodeiro I, Remírez-Figueroa D, García-Mesa M, Dorado P, Lerena A, CEIBA. FP Consortium of the Ibero-American Network of Pharmacogenetics and Pharmacogenomics RIBEF. Pharmacogenetics in Latin American populations: regulatory aspects, application to herbal medicine, cardiovascular and psychiatric disorders. *Drug Metabol Drug Interact.* 2012; 27(1):57–60.
64. Svetaz L, Zuljan F, Derita M, Petenatti E, Tamayo G, Cáceres A, Cechinel Filho V, Giménez A, Pinzón R, Zacchino SA, Gupta M. Value of the ethnomedical information for the discovery of plants with antifungal properties. A survey among seven Latin American countries. *J Ethnopharmacol.* 2010;127(1):137–58.
65. Espitia PJ, Fuenmayor CA, Otoni CG. Nanoemulsions: synthesis, characterization, and application in bio-based active food packaging. *Compr Rev Food Sci Food Saf.* 2019;18(1):264–85. <https://doi.org/10.1111/1541-4337.12405>.
66. Sharifi-Rad M, Mnayer D, Morais-Braga MF, Carneiro JN, Bezerra CF, Coutinho HD, Salehi B, Martorell M, del Mar CM, Soltani-Nejad A, Uribe YA. Echinacea plants as antioxidant and antibacterial agents: From traditional medicine to biotechnological applications. *Phytother Res.* 2018;32(9):1653–63.
67. Jaramillo-García V, Trindade C, Lima E, Guecheva TN, Villela I, Martinez-Lopez W, Corrêa DS, de Ferraz BFA, Moura S, Sosa MQ, Da Silva J. Chemical characterization and cytotoxic, genotoxic, and mutagenic properties of *Baccharis trinervis* (Lam, Persoon) from Colombia and Brazil. *J Ethnopharmacol.* 2018;213:210–20.
68. Sarrazin SL, Da Silva LA, De Assunção AP, Oliveira RB, Calao VY, Da Silva R, Stashenko EE, Maia JG, Mourão RH. Antimicrobial and seasonal evaluation of the carvacrol-chemotype oil from *Lippia origanoides* kunth. *Molecules.* 2015;20(2):1860–71. <https://doi.org/10.3390/molecules20021860>.

69. Vining KJ, Hummer KE, Bassil NV, Lange BM, Khoury CK, Carver D. Crop wild relatives as germplasm resource for cultivar improvement in mint (*Mentha L.*). *Front Plant Sci.* 2020;11:1217. <https://doi.org/10.3389/fpls.2020.01217/full>.
70. Rios-Esteva R, Lange I, Lee JM, Lange BM. Mathematical modeling-guided evaluation of biochemical, developmental, environmental, and genotypic determinants of essential oil composition and yield in peppermint leaves. *Plant Physiol.* 2010;152(4):2105–19. <https://doi.org/10.1104/pp.109.152256>.
71. Carmona-Hernandez JC, Tabora-Ocampo G, Valdez JC, Bolling BW, González-Correa CH. Polyphenol extracts from three *Colombian passifloras* (passion fruits) prevent inflammation-induced barrier dysfunction of Caco-2 cells. *Molecules.* 2019;24(24):4614.
72. Garcia-Nunez JA, Ramirez-Contreras NE, Rodriguez DT, Silva-Lora E, Frear CS, Stockle C, Garcia-Perez M. Evolution of palm oil mills into bio-refineries: literature review on current and potential uses of residual biomass and effluents. *Resour Conserv Recycl.* 2016;110:99–114.
73. Garrett RD, Carlson KM, Rueda X, Noojipady P. Assessing the potential additionality of certification by the round table on responsible soybeans and the roundtable on sustainable palm oil. *Environ Res Lett.* 2016;11(4):045003. <https://doi.org/10.1088/1748-9326/11/4/045003>.
74. Marentes-Culma R, Orduz-Díaz LL, Coy-Barrera E. Targeted metabolite profiling-based identification of antifungal 5-n-alkylresorcinols occurring in different cereals against *Fusarium oxysporum*. *Molecules.* 2019;24(4):770.
75. Pajaro-Castro N, Caballero-Gallardo K, Olivero-Verbel J. Neurotoxic effects of linalool and β -pinene on *Tribolium castaneum* Herbst. *Molecules.* 2017;22(12):2052.
76. Sepulveda-Arias JC, Veloza LA, Mantilla-Muriel LE. Anti-Toxoplasma activity of natural products: a review. *Recent patents on anti-infective drug discovery.* PRI. 2014;9(3):186–94.
77. Vásquez J, Alarcón JC, Jiménez SL, Jaramillo GI, Gómez-Betancur IC, Rey-Suárez JP, Jaramillo KM, Muñoz DC, Marín DM, Romero JO. Main plants used in traditional medicine for the treatment of snake bites in the regions of the department of Antioquia, Colombia. *J Ethnopharmacol.* 2015;170:158–66.
78. Rodríguez YV, Arias MH, García JO, Deharo E, Garavito G. Pharmacological activity of *Curarea toxicifera* in combination with classical antimalarial treatments. *J Ethnopharmacol.* 2018;222:288–94.
79. Robledo SM, Vélez ID, Schmidt TJ. Arnica tincture cures cutaneous leishmaniasis in golden hamsters. *Molecules.* 2018;23(1):150.
80. Medina-Pérez G, Estefes-Duarte JA, Afanador-Barajas LN, Fernández-Luqueño F, Zepeda-Velázquez AP, Franco-Fernández MJ, Peláez-Acero A, Campos-Montiel RG. Encapsulation preserves antioxidant and antidiabetic activities of cactus acid fruit bioactive compounds under simulated digestion conditions. *Molecules.* 2020;25(23):5736.
81. Vallejo-Castillo V, Rodríguez-Stouvenel A, Martínez R, Bernal C. Development of alginate-pectin microcapsules by the extrusion for encapsulation and controlled release of polyphenols from papaya (*Carica papaya L.*). *J Food Biochem.* 2020;44(9):e13331. <https://doi.org/10.1111/jfbc.13331>.
82. Villamil O, Váquiro H, Solanilla JF. Fish viscera protein hydrolysates: Production, potential applications and functional and bioactive properties. *Food Chem.* 2017;224:160–71.
83. Bravo K, Quintero C, Agudelo C, García S, Bríñez A, Osorio E. CosIng database analysis and experimental studies to promote Latin American plant biodiversity for cosmetic use. *Ind Crops Prod.* 2020;144:112007.
84. Delgado SR, Arbelaez AFA, Rojano B. Antioxidant capacity, bioactive compounds in coffee pulp and implementation in the production of infusions. *Acta Sci Pol Technol Aliment.* 2019;18(3):235–48.
85. Parra-Campos A, Ordóñez-Santos LE. Natural pigment extraction optimization from coffee exocarp and its use as a natural dye in French meringue. *Food Chem.* 2019;285:59–66.
86. Torres-León C, Rojas R, Contreras-Esquivel JC, Serna-Cock L, Belmares-Cerda RE, Aguilar CN. Mango seed: functional and nutritional properties. *Trends Food Sci Technol.* 2016;55:109–17.
87. Zuluaga-Dominguez CM, Quicazan M. Effect of fermentation on structural characteristics and bioactive compounds of bee-pollen based food. *J Apic Sci.* 2019;63(2):209–22. <https://doi.org/10.2478/jas-2019-0016>.
88. Zuluaga-Domínguez C, Castro-Mercado L, Cecilia Quicazán M. Effect of enzymatic hydrolysis on structural characteristics and bioactive composition of bee-pollen. *J Food Process Preserv.* 2019;43(7):e13983. <https://doi.org/10.1111/jfpp.13983>.
89. Jesus GF, Owatari MS, Pereira SA, Silva BC, Syracuse NM, Lopes GR, Addam K, Cardoso L, Mourinho JL, Martins ML. Effects of sodium butyrate and *Lippia origanoides* essential oil blend on growth, intestinal microbiota, histology, and haemato-immunological response of Nile tilapia. *Fish Shellfish Immunol.* 2021;117:62–9.
90. Furlani R, Sousa M, Rocha GNDSA, Vilar FCR, Ramalho RC, Peixoto RDM. Antibacterial activity of essential oils against pathogens of importance in caprine and ovine mastitis. *Rev Caatinga.* 2021;34:702–8.
91. Braga de Oliveira MI, Rodrigues Brandao F, Rocha da Silva MJ, Carvalho Rosa M, Santana Farias CF, Silva dos Santos D, Majolo C, Oliveira MR, Chaves FC, Bizzo HR, Tavares-Dias M. In vitro anthelmintic efficacy of essential oils in the control of *Neoechinorhynchus buttnerae*, an endoparasite of *Colossoma macropomum*. *J Essent Oil Res.* 2021; 33(5), 509–522. <https://doi.org/10.1080/10412905.2021.1921065>
92. Sombra KE, de Aguiar CV, de Oliveira SJ, Barbosa MG, Zocolo GJ, Pastori PL. Potential pesticide of three essential oils against *Spodoptera frugiperda* (JE Smith) (Lepidoptera: Noctuidae). *Chil J Agric Res.* 2020;80(4):617–28. <https://doi.org/10.4067/S0718-58392020000400617>.
93. de Andrade TA, de Santana IM, Jimenez GC, Farias ET, de Macedo LO, Alves LC, Ramos RA, da Gloria Faustino MA, de Carvalho GA. Larvicidal activity of *Caesalpinia ferrea* Mart. and *Lippia origanoides* Cham. Against *Aedes aegypti* (Linnaeus 1762) (Diptera: Culicidae). *Rev Patol Trop.* 2020;49(1):45–54.
94. Siqueira-Lima PS, Passos FR, Lucchese AM, Menezes IR, Coutinho HD, Lima AA, Zengin G, Quintans JS, Quintans-Júnior LJ. Central nervous system and analgesic profiles of *Lippia* genus. *Rev Bras Farmacogn.* 2019;29:125–35. <https://doi.org/10.1016/j.bjpp.2018.11.006>.
95. Kumagai M, Yoshida I, Mishima T, Ide M, Fujita K, Doe M, Nishikawa K, Morimoto Y. 4 β -Hydroxywithanolide E and withanolide E from *Physalis peruviana L.* inhibit adipocyte differentiation of 3T3-L1 cells through modulation of mitotic clonal expansion. *J Nat Med.* 2021;75(1):232–9.
96. Hsieh KY, Tsai JY, Lin YH, Chang FR, Wang HC, Wu CC. Golden berry 4 β -hydroxywithanolide E prevents tumor necrosis factor α -induced procoagulant activity with enhanced cytotoxicity against human lung cancer cells. *Sci Rep.* 2021;11(1):1–12.

97. Yu TJ, Cheng YB, Lin LC, Tsai YH, Yao BY, Tang JY, Chang FR, Yen CH, Ou-Yang F, Chang HW. Physalis peruviana-derived physapruin A (PHA) inhibits breast cancer cell proliferation and induces oxidative-stress-mediated apoptosis and DNA damage. *Antioxidants*. 2021;10(3):393.
98. Mubarak S, Yulianto F, Budiarto R, Rahmat BPN, Khoerunnisa SA. Metabolite correlation with antioxidant activity in different fruit maturation stages of *Physalis peruviana*. *Biodiversitas*. 2021. <https://doi.org/10.13057/biodiv/d220536>.
99. Ramadan MF. Bioactive phytochemicals, nutritional value, and functional properties of cape gooseberry (*Physalis peruviana*): an overview. *Food Res Int*. 2011;44(7):1830–6. <https://doi.org/10.1016/j.foodres.2010.12.042>.
100. de Brito GA, Rocha de Oliveira PF, de Andrade Silva CM, de Araújo Neto MF, Leite FH, Mesquita PR, Mota TF, Magalhães-Junior JT. Identification of bioactive compounds against *Aedes aegypti* (Diptera: Culicidae) by bioassays and in silico assays. *Chem Biodivers* 2021;18(9):e2100242. <https://doi.org/10.1002/cbdv.202100242>
101. Rucinque DS, Ferreira PF, Leme PRP, Lapa-Guimaraes J, Viegas EMM. *Ocimum americanum* and *Lippia alba* essential oils as anaesthetics for Nile tilapia: induction, recovery of apparent unconsciousness and sensory analysis of filets. *Aquaculture*. 2021;531:735902. <https://doi.org/10.1016/j.aquaculture.2020.735902>.
102. Sobrinho ACN, de Moraes SM, Marinho MM, de Souza NV, Lima DM. Antiviral activity on the Zika virus and larvicidal activity on the *Aedes* spp. of *Lippia alba* essential oil and β -caryophyllene. *Ind Crops Prod*. 2021;162:113281. <https://doi.org/10.1016/j.indcrop.2021.113281>.
103. Silva de Araújo Couto HG, Teixeira Barbosa AA, de Castro Nizio DA, de Lima Nogueira PC, de Fátima Arrigoni-Blank M, Oliveira Pinto JA, Freitas Alves M, dos Santos Pinto V, Fitzgerald Blank A. Antibacterial activity of *Lippia alba*, *Myrcia lundiana* and *Ocimum basilicum* essential oils against six food-spoiling pathogenic microorganisms. *BLACPMA*. 2021. <https://doi.org/10.37360/blacpma.21.20.3.20>
104. de Souza Costa CM, da Cruz MG, Lima TB, Ferreira LC, Ventura AS, Brandão FR, Chagas EC, Chaves FC, Martins ML, Jeronimo GT. Efficacy of the essential oils of *Mentha piperita*, *Lippia alba* and *Zingiber officinale* to control the acanthocephalan *Neoechinorhynchus buttnerae* in *Colossoma macropomum*. *Aquac Rep*. 2020;18:100414. <https://doi.org/10.1016/j.aqrep.2020.100414>.
105. Costa PS, Oliveira SS, Souza EB, Brito EH, Cavalcante CS, Moraes SM, Leal AL, Barreto HM, Teixeira AM, Nogueira CE, Fontenelle RO. Antifungal activity and synergistic effect of essential oil from *Lippia alba* against *Trichophyton rubrum* and *Candida* spp. *Rev Virtual Quim*. 2020;12:1529–40. <https://doi.org/10.21577/1984-6835.20200119>.
106. Cuadros MO, de Guevara EEA, Castillo ADM, Castañeda CG, Amarís GC, Tofiño-Rivera AP. Essential oils biological activity of the *Lippia alba* (Verbenaceae) shrub. *Rev Biol Trop*. 2020. <https://doi.org/10.15517/RBT.V68I1.39153>.
107. Hennebelle T, Sahpaz S, Joseph H, Bailleul F. Ethnopharmacology of *Lippia alba*. *J Ethnopharmacol*. 2008;116(2):211–22. <https://doi.org/10.1016/j.jep.2007.11.044>.
108. Linde GA, Colauto NB, Albertó E, Gazim ZC. Quimiotipos, extracción, composición y aplicaciones del aceite esencial de *Lippia alba*. *Rev Bras Plantas Med*. 2016;18:191–200. https://doi.org/10.1590/1983-084X/15_037.
109. Malik S, Odeyemi S, Pereira GC, Freitas Jr LM, Abdul-Hamid H, Atabaki N, Makhzoum A, Almeida Jr EB, Dewar J, Abiri R. New insights into the biotechnology and therapeutic potential of *Lippia alba* (Mill.) NE Br. ex P. Wilson. *J Essent Oil Res*. 2021;33(6):523–535. <https://doi.org/10.1080/10412905.2021.1936667>
110. Suárez AR, Martínez Nuñez FO, Castillo Villamizar GA, Chacón S. Molecular characterization of aromatic species of the genus *Lippia* from the Colombian neotropics. *Acta Hort*. 2007. <https://doi.org/10.17660/ActaHortic.2007.756.14>.
111. Viccini LF, Pierre PM, Praça MM, Costa DS, Romanel ED, Sousa SD, Peixoto PP, Salimena FG. Chromosome numbers in the Genus *Lippia* (Verbenaceae). *Plant Syst. Evol*. 2005; 256, 171–178. <https://doi.org/10.1007/s00606-005-0351-3>.
112. Salimena FRG. Revisão taxonômica de *Lippia* L. sect. *Rhodolippia* Schauer (Verbenaceae). D.Sc. Thesis. Universidade de São Paulo; 2000
113. Bernal, H.Y.; García, M.H. y Quevedo, S.F. Pautas para el conocimiento, conservación y uso sostenible de las plantas medicinales nativas en Colombia: Estrategia nacional para la conservación de plantas. Ministerio de Ambiente, Vivienda y Desarrollo Territorial e Instituto de Investigación de Recursos Biológicos Alexander von Humboldt. Bogotá, D. C., Colombia. 2011; 232 pág.
114. Von Humboldt FWH, Bonpland AJA, Kunth CS. *Nov Gen*. 1818; Sp. 2: 267
115. Oliveira DR, Leitão GG, Fernandes PD, Leitão SG. Ethnopharmacological studies of *Lippia organoides*. *Rev Bras Farmacogn*. 2014;24:206–14. <https://doi.org/10.1016/j.bjp.2014.03.001>.
116. GBIF. Global Biodiversity Information Facility, *Lippia organoides* Kunth. 2021. <https://www.gbif.org/species/7297353>. Accessed Jun 2023.
117. Olaitan-Balogun S, Medeiros-Bandeira MA, do Nascimento-Magalhães K, Lima-Soares I, de Abreu Matos FJ. Ethnopharmacology of important aromatic medicinal plants of the Caatinga, Northeastern Brazil. In: Aguilón-Gutiérrez DR, Torres-León C, Aguirre-Joya JA. (Eds.) *Aromatic and Medicinal plants of drylands and deserts: ecology, ethnobiology, and potential uses*, 127. ISBN 9781003251255. 2023.
118. Bandoni A. *Los recursos vegetales aromáticos en Latinoamérica*. Argentina, 417. 2nd Edition. 2003. ISBN 987-43-6072-0. https://cyted.org/sites/default/files/recursos_vegetales.pdf
119. de Queiroz-Stein G, Siegel KM. Possibilities for Mainstreaming Biodiversity? Two Perspectives on the Concept of Bioeconomy. *Earth Syst Go*. 2023;17:100181. <https://doi.org/10.1016/j.esg.2023.100181>.
120. Feijó EV, Barbosa BL, van den Berg C, Oliveira LM. Genetic diversity of *Lippia organoides* Kunth. in natural populations using ISSR markers. *Ciênc Agrotec*. 2022. <https://doi.org/10.1590/1413-7054202246000822>.
121. Llamas-Torres I, Grijalva-Arango R, Porter-Bolland L, Calvo-Irabién LM. Impacto del manejo in situ-ex situ del orégano mexicano (*Lippia organoides* Kunth) en el noroeste de Yucatán. *Bot Sci*. 2022;100(3):610–30. <https://doi.org/10.17129/botsci.2994>.
122. ColPlantA. *Lippia organoides* Kunth. Useful Plants of Colombia. Royal Botanic Gardens Kew. 2023. <https://colplanta.org/taxon/urn:lsid:ipni.org:names:863752-1>. Accessed 12 Jan 2023.
123. Vega-Vela NE, Delgado-Ávila WA, Chacón-Sánchez MI. Genetic structure and essential oil diversity of the aromatic shrub *Lippia organoides* Kunth (Verbenaceae) in two populations from northern Colombia. *Agron Colomb*. 2013;31(1):5–17.
124. Antolinez-Delgado CA, Rodríguez-López N. Plasticidad fenotípica en *Lippia alba* y *Lippia organoides* (Verbenaceae): respuesta a la disponibilidad de nitrógeno. *Acta Biol Colomb*. 2008;13(1):53–64.
125. Camargo AP, Rodríguez NL. Respuestas fenotípicas de *Lippia alba* y *Lippia organoides* (Verbenaceae) a la disponibilidad de agua en el suelo. *Acta Biol Colomb*. 2008;13:133–48.
126. Stashenko E, Ruiz C, Muñoz A, Castañeda M, Martínez J. Composition and antioxidant activity of essential oils of *Lippia organoides* HBK grown in Colombia. *Nat Prod Commun*. 2008. <https://doi.org/10.1177/1934578X0800300417>.

127. Stashenko, E., Martínez, J., Smith, T. Plantas aromáticas y aceites esenciales: estudio y aplicaciones. CENIVAM, División de Publicaciones UIS. 2012. ISBN. 9789585768703.
128. ColPlantA. Colombian resources for Plants made Accessible. Facilitated by the Royal Botanic Gardens, Kew. 2021. Published on the Internet; <http://colplanta.org>. Accessed 01 Feb 2023
129. Santamaria Acevedo L, Prada-Medina CA, Rondón González F, Stashenko EE, Martínez Pérez FJ, Levy M, Levy MM, Fuentes JL. Interspecific variation and genetic relationship among Colombian *Lippia* sp. based on small ribosomal subunit gene sequence analysis. *J Herbs Spices Med Plants*. 2018;24:99–108. <https://doi.org/10.1080/10496475.2017.1410509>.
130. Vega-Vela NE, Sánchez MIC. Genetic structure along an altitudinal gradient in *Lippia* organoides, a promising aromatic plant species restricted to semiarid areas in northern South America. *Ecol Evol*. 2012;2(11):2669–81. <https://doi.org/10.1002/ece3.360>.
131. Suárez G, et al. Genetic diversity and spatial genetic structure within a population of an *Aromatic shrub*, *Lippia organoides* (Verbenaceae), in the *Chicamocha canyon*, Northeastern Colombia. *Genet Res (Camb)*. 2008;90:455–65.
132. Stashenko EE, Martínez JR, Ruíz CA, Arias G, Durán C, Salgar W, Cala M. *Lippia organoides* chemotype differentiation based on essential oil GC-MS and principal component analysis. *J Sep Sci*. 2010;33:93–103. <https://doi.org/10.1002/jssc.200900452>.
133. Stashenko EE, Martínez JR, Cala MP, Durán DC, Caballero D. Chromatographic and mass spectrometric characterization of essential oils and extracts from *Lippia* (Verbenaceae) aromatic plants. *J Sep Sci*. 2013;36(1):192–202. <https://doi.org/10.1002/jssc.201200877>.
134. Alcalá-Orozco M, Caballero-Gallardo K, Stashenko EE, Olivero-Verbel J. Repellent and fumigant actions of the essential oils from *Elettaria cardamomum* (L.) Maton, *Salvia officinalis* (L.) Linnaeus, and *Lippia organoides* (V) Kunth against *Tribolium castaneum* and *Ulomoides dermestoides*. *J Essent Oil-Bear Plants*. 2019;22(1):18–30. <https://doi.org/10.1080/0972060X.2019.1585966>.
135. Delgado-Ospina J, Tovar CDG, Flores JCM, Orozco MSS. Relationship between refractive index and thymol concentration in essential oils of *Lippia organoides* Kunth. *Chil J Agric Anim Sci*. 2016;32(2):127–33. <https://doi.org/10.4067/S0719-38902016000200006>.
136. Escobar P, Milena Leal S, Herrera LV, Martínez JR, Stashenko E. Chemical composition and antiprotozoal activities of Colombian *Lippia* spp. essential oils and their major components. *Mem Inst Oswaldo Cruz*. 2010;105(2):184–90. <https://doi.org/10.1590/s0074-02762010000200013>.
137. Olivero-Verbel J, Gueette-Fernandez J, Stashenko E. Acute toxicity against *Artemia franciscana* of essential oils isolated from plants of the genus *Lippia* and *Piper* collected in Colombia. *Bol Latinoam Caribe Plantas Med Aromat*. 2009;8(5):419–27.
138. Arango-Bedoya O, Hurtado-Benavides A. M., & Toro-Suárez, I. Effect of origin, harvest time and leaves age on the yield and thymol content of essential oils from *Lippia organoides* HBK. *Acta Agron*. 2012; 61(3), 207–213. <https://doi.org/10.15446/acag.v64n2.42964>
139. Afanador, G., Ariza, C., Avellaneda, V., & Rodríguez, D. Aceites esenciales de orégano: Un aditivo funcional con amplio potencial de uso en la industria avícola. Corporación Colombiana de Investigación Agropecuaria, Bogotá (Colombia). 2011. <https://repository.agrosavia.co/handle/20.500.12324/12862>
140. Delgado-Ospina J, Sánchez Orozco MS, Bonilla Correa CR. Effects of drying and age plants on the composition of the essential oils of *Lippia alba* (Mill.) NE Br. ex Britton & P. Wilson and *Lippia organoides* Kunth accessions. *Acta Agron*. 2016;65(2):170–175. <https://doi.org/10.15446/acag.v65n2.47576>
141. Celis, A.G., Mendoza, C.F., Pachón, M.E.S. Plantas aromáticas silvestres promisorias por su contenido de aceites esenciales. Universidad de Cundinamarca. 1st Edition. 2012. ISBN: 978-958-98231-6-3. http://biblioteca.minagricultura.gov.co/cgi-bin/koha/opac-detail.pl?bibli_number=23463
142. Herrera-Moreno AM, Carranza CE, Chacón-Sánchez MI. Establishment of propagation methods for growing promising aromatic plant species of the *Lippia* (Verbenaceae) and *Tagetes* (Asteraceae) genera in Colombia. *Agron Colomb*. 2013;31(1):27–37.
143. Delgado-Ospina J, Flores JCM, Orozco MSS. Influence of fertilization in the production and composition of essential oil of *Lippia organoides* HBK (*Creole oregano*). *Rev Cuba Plantas Med*. 2015;20(3):335–47.
144. Zambrano M, Buitrago F, Durán G, Sánchez O, Bonilla C. Effect of nitrogen fertilization on essential oil yield and composition in different species and accessions of *Lippia*. *Acta Agron*. 2013;62(2):129–35.
145. Barrientos JC, Reina ML, Chacón MI. Potencial Económico de Cuatro Especies Aromáticas Promisorias Para Producir Aceites Esenciales En Colombia. *Rev Colomb Ciencias Hortícolas*. 2012;6:225–37. <https://doi.org/10.17584/rcch.2012v6i2.1979>.
146. Paternina Q. Evaluación de la adaptación al medio ambiente de plantas promisorias medicinales, aproximación a los requerimientos ambientales de seis especies de plantas aromáticas medicinales en el departamento del Cauca. Undergraduate thesis. Faculty of Agronomy, Universidad Nacional de Colombia, Bogotá. 2009. <https://doi.org/10.1177/1934578x0600100306>.
147. Rojas J, Morales A, Pasquale S, Márquez A, Rondón M, Veres K, Máthé I. Comparative study of the chemical composition of the essential oil of *lippia organoides* collected in two different seasons in venezuela. *Nat Prod Commun*. 2006;1:205–7. <https://doi.org/10.1177/1934578x0600100306>.
148. Vásquez-Carreño, D. R. El orégano de monte (*Lippia organoides*) del Alto Patía: efecto del método de obtención de sus extractos sobre la composición y la actividad antioxidante de los mismos. Departamento de Química. 2012
149. Aromas del Sol. Ficha técnica 100% aceite esencial de orégano orgánico (*Lippia organoides*). 2020. <http://www.aromasdelsol.com.co>. Accessed 01 Apr 2022
150. Arias J, Mejía J, Córdoba Y, Martínez JR, Stashenko E, del Valle JM. Optimization of flavonoids extraction from *Lippia graveolens* and *Lippia organoides* chemotypes with ethanol-modified supercritical CO₂ after steam distillation. *Ind Crops Prod*. 2020;146:112170. <https://doi.org/10.1016/j.indcrop.2020.112170>.
151. Arias J, Casas-Orozco D, Caceres-Leon A, Martinez J, Stashenko E, Villa AL. Dynamic modeling and experimental validation of essential oils fractionation: application for the production of phenylpropanoids. *Comp Chem Eng*. 2020;135:106738. <https://doi.org/10.1016/j.compchemeng.2020.106738>.
152. Sánchez GFG, Rueda-Ordóñez YJ, Velasco JLC, Morales JRM. Kinetic study of the thermal decomposition of *Lippia organoides* bagasse. *Bioresour Technol Rep*. 2021;14:100666. <https://doi.org/10.1016/j.biteb.2021.100666>.
153. Stashenko E, Martínez J, Durán D, Arias A, Córdoba Y, Mejía J, Tavera C. Patent of invention WO2018122654A1: method for making full use of *Lippia organoides*. Universidad Industrial de Santander. 2019.

154. Ramirez SY, Peñuela-Sierra LM, Ospina MA. Effects of oregano (*Lippia origanoides*) essential oil supplementation on the performance, egg quality, and intestinal morphometry of Isa Brown laying hens. *Vet World*. 2021;14(3):595. <https://doi.org/10.14202/vetworld.2021.595-602>.
155. Coles ME, Forga AJ, Señas-Cuesta R, Graham BD, Selby CM, Uribe AJ, Martínez BC, Angel-Isaza JA, Vuong CN, Hernandez-Velasco X, Hargis BM. Assessment of *Lippia origanoides* essential oils in a *Salmonella typhimurium*, *Eimeria maxima*, and *Clostridium perfringens* challenge model to induce necrotic enteritis in broiler chickens. *Animals*. 2021;11(4):1111. <https://doi.org/10.3390/ani11041111>.
156. Aricapa Giraldo HJ, Salazar Salazar DF, Uribe Diaz S, Angel-Isaza J. Inhibición Del Virus de Bronquitis Infecciosa Aviar Mediante El Uso de Aceites Esenciales. *Rev Electron Vet*. 2017; 18. <https://www.redalyc.org/pdf/636/63653470010.pdf>. Accessed 01 Apr 2022
157. Betancourt L, Ariza C, Gonzalo DG, Germán AT. Effect of different levels of essential oils of *Lippia origanoides* kunth in broiler chicken. *Rev MVZ Cordoba*. 2012;17(2):3033–40.
158. Betancourt L, Hume M, Rodríguez F, Nisbet D, Sohail MU, Afanador-Tellez G. Effects of Colombian oregano essential oil (*Lippia origanoides* Kunth) and *Eimeria* species on broiler production and cecal microbiota. *Poult Sci*. 2019;98(10):4777–86. <https://doi.org/10.3382/ps/pez193>.
159. Madrid-Garcés TA, López-Herrera A, Parra-Suescún JE. Effect of inclusion of essential oil of oregano (*Lippia origanoides*) on Lipid Profile in Broiler Meat. *Rev Vitae*. 2018. <https://doi.org/10.17533/udea.vitae.v25n2a03>.
160. Ariza-Nieto C, Ortiz RE, Tellez GA. Effect of two chemotypes of oregano essential oil on broiler performance, nutrient balance, and lipid peroxidation of breast meat during storage. *Cièn Anim Bras*. 2018. <https://doi.org/10.1590/1809-6891v19e-47819>.
161. Madrid-Garcés TA, López-Herrera A, La Parra-Suescún JE. ingesta de aceite esencial de orégano (*Lippia origanoides*) mejora la morfología intestinal en Broilers. *Arch Zootec*. 2018. <https://doi.org/10.21071/az.v0i0.3876>.
162. Ortiz RE, Vásquez D, Afanador G, Ariza C. Effect of *Lippia origanoides* Kunth essential oil on the oxidative stability of eggs during storage. *Arch Zootec*. 2017;15166(253):73–9. <https://doi.org/10.21071/az.v66i253.2128>.
163. Ruff J, Tellez G Jr, Forga AJ, Señas-Cuesta R, Vuong CN, Greene ES, Hernandez-Velasco X, Uribe AJ, Martínez BC, Angel-Isaza JA, Dridi S. Evaluation of three formulations of essential oils in broiler chickens under cyclic heat stress. *Animals*. 2021;11(4):1084. <https://doi.org/10.3390/ani11041084>.
164. Mayorga O, Duran E, Parra DM, Sierra AM, Ariza-Nieto C. Changes in bacterial community structure, methanogenesis, rumen fermentation and milking performance of dairy cows under grazing in response to a novel Colombian additive. CORPOICA. Poster. 2018. <https://repository.agrosavia.co/handle/20.500.12324/37173>. Accessed 01 Apr 2022
165. Acosta JM, Arango O, Álvarez DE, Hurtado AM. Actividad Biocida del Aceite Esencial de *Lippia origanoides* HBK sobre *Phytophthora infestans* (Mont.) de Bary. *Inf Tecnol*. 2019;30(6):45–54. <https://doi.org/10.4067/S0718-07642019000600045>.
166. Arango-Bedoya O, Hurtado Benavides AM, Pantoja Daza D, Santacruz Chazatar L. Antifungal activity of essential oil of *Lippia origanoides* HBK on the growth of *Phytophthora infestans*. *Acta Agron*. 2015;64(2):116–24. <https://doi.org/10.15446/acag.v64n2.42964>.
167. Álvarez Sánchez D, Hurtado Benavides AM, Acosta Martínez JM. Essential oil of *Lippia origanoides* possible product biorrational in the potato crop (*Solanum tuberosum*). *Vitae*. 2016;23:526–30.
168. Lozada BS, Herrera LV, Perea JA, Stashenko E, Escobar P. In vitro effect of essential oils of three *Lippia* species on *Monilioph*.Th.Ora Roreri (Cif. and Par.) Evans et al., causative Agent of Moniliasis of Cocoa (*Theobroma cacao* L.). *Acta Agron*. 2012;61:94–102.
169. Nerio LS, Olivero-Verbel J, Stashenko EE. Repellent activity of essential oils from seven aromatic plants grown in Colombia against *Sitophilus zeamais* Motschulsky (Coleoptera). *J Stored Prod Res*. 2009;45:212–4.
170. Ríos N, Stashenko EE, Duque JE. Evaluation of the insecticidal activity of essential oils and their mixtures against *Aedes aegypti* (Diptera: Culicidae). *Rev Bras Entomol*. 2017;61:307–11. <https://doi.org/10.1016/j.rbe.2017.08.005>.
171. Castillo RM, Stashenko E, Duque JE. Insecticidal and repellent activity of several plant-derived essential oils against *Aedes aegypti*. *J Am Mosq Control Assoc*. 2017;33(1):25–35. <https://doi.org/10.2987/16-6585.1>.
172. Cervantes-Ceballos L, Caballero-Gallardo K, Olivero-Verbel J. Repellent and anti-quorum sensing activity of six aromatic plants occurring in Colombia. *Nat Prod Commun*. 2015. <https://doi.org/10.1177/1934578X1501001030>.
173. Jaramillo-Ramirez GI, Logan JG, Loza-Reyes E, Stashenko E, Moores GD. Repellents inhibit P450 enzymes in *Stegomyia* (*Aedes*) *aegypti*. *PLoS ONE*. 2012;7(11):e48698. <https://doi.org/10.1371/journal.pone.0048698>.
174. Caballero-Gallardo K, Olivero-Verbel J, Stashenko EE. Repellency and toxicity of essential oils from *Cymbopogon martinii*, *Cymbopogon flexuosus* and *Lippia origanoides* cultivated in Colombia against *Tribolium castaneum*. *J Stored Prod Res*. 2012;50:62–5. <https://doi.org/10.1016/j.jspr.2012.05.002>.
175. Tabora Andrade LA, Sánchez Orozco MS, Bonilla Correa CR, Huertas Davey C. Fungistatic effect of extracts and essential oils of *Lippia origanoides* HBK and *Thymus vulgaris* L. as alternative management of *Botrytis cinerea* in strawberry. *Acta Agron*. 2015;64(1):93–9. <https://doi.org/10.15446/acag.v64n1.35773>.
176. Muñoz JD, Stashenko E, Ocampo DCB. Actividad insecticida de Aceites esenciales de Plantas Nativas Contra *Aedes aegypti* (Diptera: Culicidae). *Rev Colomb Entomología*. 2014;40:198–202.
177. Vera SS, Zambrano DF, Méndez-Sánchez SC, Rodríguez-Sanabria F, Stashenko EE, Duque Luna JE. Essential oils with insecticidal activity against larvae of *Aedes aegypti* (Diptera: Culicidae). *Parasitol Res*. 2014;113:2647–54.
178. Tangarife-Castaño V, Roa-Linares V, Betancur-Galvis LA, Durán García DC, Stashenko E, Mesa-Arango AC. Antifungal activity of verbenaceae and labiatae families essential oils. *Pharmacologyonline*. 2012;1:133–45.
179. Neira LF, Mantilla JC, Stashenko E, Escobar P. Toxicidad, genotoxicidad y actividad anti-Leishmania de aceites esenciales obtenidos de cuatro (4) quimiotipos del género *Lippia*. *BLACPMA*. 2018;17(1):68–83.
180. Raman V, Aryal UK, Hedrick V, Ferreira RM, Fuentes Lorenzo JL, Stashenko EE, Levy M, Levy MM, Camarillo IG. Proteomic analysis reveals that an extract of the plant *Lippia origanoides* suppresses mitochondrial metabolism in triple-negative breast cancer cells. *J Proteome Res*. 2018;17(10):3370–83. <https://doi.org/10.1021/acs.jproteome.8b00255>.
181. Raman V, Fuentes Lorenzo JL, Stashenko EE, Levy M, Levy MM, Camarillo IG. *Lippia origanoides* extract induces cell cycle arrest and apoptosis and suppresses NF-κB signaling in triple-negative breast cancer cells. *Int J Oncol*. 2017;51(6):1801–8. <https://doi.org/10.3892/ijo.2017.4169>.

182. Cáceres M, Hidalgo W, Stashenko E, Torres R, Ortiz C. Essential oils of aromatic plants with antibacterial, anti-biofilm and anti-quorum sensing activities against pathogenic bacteria. *Antibiotics*. 2020;9:147.
183. Meneses R, Ocazonez RE, Martínez JR, Stashenko EE. Inhibitory effect of essential oils obtained from plants grown in Colombia on yellow fever virus replication in vitro. *Ann Clin Microbiol Antimicrob*. 2009;8(1):1–6. <https://doi.org/10.1186/1476-0711-8-8>.
184. Gómez-Sequeda N, Cáceres M, Stashenko EE, Hidalgo W, Ortiz C. Antimicrobial and antibiofilm activities of essential oils against *Escherichia coli* O157: H7 and methicillin-resistant *Staphylococcus aureus* (MRSA). *Antibiotics*. 2020;9(11):730. <https://doi.org/10.3390/antibiotics9110730>.
185. Fuentes JL, García Forero A, Quintero Ruiz N, Prada Medina CA, Rey Castellanos N, Franco Niño DA, Contreras García DA, Córdoba Campo Y, Stashenko EE. The SOS Chromotest applied for screening plant antigenotoxic agents against ultraviolet radiation. *Photochem Photobiol Sci*. 2017;16(9):1424–34. <https://doi.org/10.1039/c7pp00024c>.
186. Quintero Ruiz N, Córdoba Campo Y, Stashenko EE, Fuentes JL. Antigenotoxic effect against ultraviolet radiation-induced DNA damage of the essential oils from *Lippia* species. *Photochem Photobiol*. 2017;93:1063–72. <https://doi.org/10.1111/php.12735>.
187. Vicuña GC, Stashenko EE, Fuentes JL. Chemical composition of the *Lippia origanoides* essential oils and their antigenotoxicity against bleomycin-induced DNA damage. *Fitoterapia*. 2010;81(5):343–9. <https://doi.org/10.1016/j.fitote.2009.10.008>.
188. Vanguardia.com. 'Chicamocha Magic', productos naturales. 2014. <https://www.vanguardia.com/mundo/chicamocha-magic-productos-naturales-LEVL254384>. Accessed 30 Sep 2022
189. Murcia López MA, Flórez-Zapata NMV, Arce Castellanos LP, Montoya Castrillón M, Cordero JJ, Santamaria Bueno AR, Amaya Guzmán B, Cortés Gutiérrez CA, Rojas Rueda MT, Acuña Posada RJ, Valle Parra JS, Heredia Martín JP. Aportes de La Bioeconomía Como Motor Transformador de Las Transiciones Socioecológicas Hacia La Sostenibilidad En Colombia: Una Mirada Desde La Protección y Restauración Productiva Del Bosque Seco Tropical. Bogotá: Instituto de Investigación de Recursos Biológicos Alexander von Humboldt. 2021.
190. Ministerio de Ambiente y Desarrollo Sostenible. Decreto No. 690 de 2021. 2021. <https://www.minambiente.gov.co/wp-content/uploads/2021/08/decreto-690-de-2021.pdf>. Accessed 10 Oct 2022
191. Rojas MT, Cortés C, Noguera M, Acosta P, Diazgranados M. Guía práctica para potencializar el uso sostenible de los ingredientes naturales en Colombia. Bogotá: Royal Botanic Gardens, Kew (Reino Unido), Instituto de Investigaciones en Recursos Biológicos Alexander von Humboldt Kew (Reino Unido); 2021.
192. Cardona JO, Barrientos JC. Producción, Uso y Comercialización de Especies Aromáticas En La Región Sumapaz Cundinamarca. *Rev Colomb Ciencias Hortícolas*. 2011;5:114–29. <https://doi.org/10.17584/rcch.2011v5i1.1258>.
193. Tiwari S, Upadhyay N, Singh BK, Dubey NK, Dwivedy AK, Singh VK. Nanoencapsulated *Lippia origanoides* essential oil: physicochemical characterisation and assessment of its bio-efficacy against fungal and aflatoxin contamination as novel green preservative. *Int J Food Sci Tech*. 2022. <https://doi.org/10.1111/ijfs.15639>.
194. Viaggi D. The bioeconomy: delivering sustainable green growth. UK: CABI; 2018. (ISBN 9781786392756).
195. Birner R. Bioeconomy concepts. In: Lewandowski I, Gaudet N, Lask J, Maier J, Tchouga B, Vargas-Carpintero R, editors. *Bioeconomy: shaping the transition to a sustainable, biobased economy*. 1st ed. Cham: Springer; 2018. (10.1007/978-3-319-68152-8_3).
196. Scheiterle L, Ulmer A, Birner R, Pyka A. From commodity-based value chains to biomass-based value webs: The case of sugarcane in Brazil's bioeconomy. *J Clean Prod*. 2018. <https://doi.org/10.1016/j.jclepro.2017.05.150>.
197. Krigas N, Tsoktouridis G, Anestis I, Khabbach A, Libiad M, Megdiche-Ksouri W, Ghrabi-Gammar Z, Lamchouri F, Tsiripidis I, Tsiafouli MA, et al. Exploring the potential of neglected local endemic plants of three Mediterranean regions in the ornamental sector: value chain feasibility and readiness timescale for their sustainable exploitation. *Sustainability*. 2021;13:2539.
198. Biocomercio Sostenible. Estudio del mercado nacional de aceites esenciales. Bogotá: Instituto de Investigación de Recursos Biológicos Alexander von Humboldt; 2003.
199. Gómez JA. Caracterización y análisis de Competitividad de la cadena de ingredientes naturales para el sector cosmético y cosméticos naturales. Corporación Biocomercio Sostenible. 2017; 40.
200. Lewandowski I. Securing a sustainable biomass supply in a growing bioeconomy. *Glob Food Sec*. 2015;6:34–42. <https://doi.org/10.1016/j.gfs.2015.10.001>.
201. Rojas MT, Ulian T, Cortés C, Torres-Morales G, Hammond D, García F, Diazgranados M. Sustainable value chains and development pathways for natural ingredients in Colombia: the case of *naidí* (*Euterpe oleracea* Mart.). In: Negrão R, Monro A, Castellanos-Castro C, Diazgranados M, editors. *Catalogue of Useful Plants of Colombia*. Kew: Royal Botanic Gardens; 2022. (ISBN 978-1-84246-774-9).
202. Pizano C, García H, editors. *El bosque seco tropical en Colombia*. Bogotá: Instituto de Investigación de Recursos Biológicos Alexander von Humboldt; 2014.